

Balance sheet as at 31st March 2018

Assets		Income & Expenditure	
Furniture and Fixture	50,482,532.43	Indirect Expenses, Books, Subscription, Periodicals	1,077,984.00
Fixed Asset			
III. Furniture and Fixtures			
6. Books & other Literature	55,44,893.59		



DEAN

B.K.L. Walawalkar Rural Medical College
At Kasarwadi, Post Saivarde
Tal. Chiplun, Dist. Ratnagiri

SHRI VITHALRAO JOSHI CHARITIES TRUST'S
B.K.L. WALAWALKAR RURAL MEDICAL COLLEGE
BALANCE SHEET AS AT 31ST MARCH 2018

Liabilities	as at 31-Mar-2018		Assets	as at 31-Mar-2018	
Capital Account		1,000,000.00	Fixed Assets		732,286,003.92
Reserves & Surplus			Cylinders	57,608.42	
Trust Fund	1,000,000.00		Electrical Equipments & Fittings	22,826,214.40	
			Furniture & Fixtures	50,483,532.43	
Loans (Liability)		776,923,879.86	Generator	7,752,729.00	
V.J.C.T. Main Trust	776,923,879.86		Land & Building	615,720,035.85	
			Machinery & Equipments	27,562,637.66	
Current Liabilities		36,891,028.26	Office Equipments	58,385.81	
Provisions	17,242,847.00		Plant & Machineries	5,599,420.35	
Duties & Taxes	4,289,507.00		Vehicles	2,225,440.00	
Sundry Creditors	4,156,808.26		Investments		29,850,000.00
Deposit (Liability)	7,685,407.00		Bank Deposits	29,850,000.00	
Other Current Liabilities	3,516,459.00				
			Current Assets		52,678,904.20
			Deposits	94,790.00	
			Cash-in-Hand	3,829.00	
			Bank Accounts	224,714.45	
			Receivables	100,000.00	
			Fees Receivables	51,866,170.75	
			Prepaid Expenses	389,400.00	
Total		814,814,908.12	Total		814,814,908.12

As per our Report of even date

For A R Page & Co

Chartered Accountants

FRN 112050W

A R Page *A R Page* 2/10/2018

Proprietor

Membership No 37226



Place- Pune

Date-

SHRI VITHALRAO JOSHI CHARITIES TRUST'S
B.K.L. WALAWALKAR RURAL MEDICAL COLLEGE

(Signature)
(VIKAS K. WALAWALKAR)
MANAGING TRUSTEE

**SHRI VITHALRAO JOSHI CHARITIES TRUST'S
B.K.L. WALAWALKAR RURAL MEDICAL COLLEGE
INCOME & EXPENDITURE ACCOUNT FOR Y.E. 31.03.2018**

Particulars	1-Apr-2017 to 31-Mar-2018	Particulars	1-Apr-2017 to 31-Mar-2018
Establishment Expenses		Direct Incomes	
Provident Fund Contribution & Exp.	3,062,578.00	M B B S Course Fees	237,416,122.00
Uniform & Clothing	985,723.00	Hostel Fees	16,897,957.00
Honorarium	1,784,290.00		
Non-Teaching Salary	46,364,470.00	Other Income	2,801,506.03
Staff Welfare	63,220.00	Admission Cancellation Fees	72,000.00
Teaching Salary	178,281,953.00	Admission Form Fees	378,000.00
Training Expenses	10,525.00	Bank Interest	7,833.47
	230,552,759.00	Miscellaneous Income	61,516.00
Maintenance Expenses		Notice Pay	639,963.00
Annual Maintainance	1,452,948.49	Discount	295.20
Comprehensive Annual Maintainance	278,952.00	Boi SP Interest	1641898.36
Computer Exp	273,949.20		
Electricity Exp	6,489,320.00	Sales	
Garden Exp	353,539.00	Meals Sold	5,861,183.00
Garden Exp	353,539.00		
Generator Exp	2,009,802.00	Deficit for the year	82,949,553.71
Repairs & Maintainance	582,006.00		
Repairs & Maintainance Of Building	1,560,137.00		
Repairs of Electricals	434,886.16		
Repairs of Machinery	330,242.29		
	14,722,071.14		
Indirect Expenses			
Bank Commission	35,946.99		
Bank Charges	1,653.61		
Books,Subscription,Periodicals	1,077,984.00		
C.M.E. Expenses	16,352.00		
Depreciation	83,132,682.00		
Hostel Expenses	310,985.00		
	84,575,603.60		



Particulars	1-Apr-2017 to 31-Mar-2018		Particulars	1-Apr-2017 to 31-Mar-2018	
Administrative Expenses		9,090,333.00			
Advertisement	202,511.00				
Affiliation Fees	1,900,186.00				
Audit Fee	100,000.00				
FRA Application Fees	142,209.00				
Internet	379,501.00				
Liabrary Expenses	3,664.00				
Office Exp	20,400.00				
Postage & Telephone Exp	18,062.00				
Printing & Stationery	2,225,719.00				
Professional Fee	2,388,748.00				
Rent Rate & Taxes	783,341.00				
Seminar and Exhibition Exps.	52,350.00				
Travelling Exp.	873,642.00				
Purchases & Consumables		6,985,555.00			
Science Lab Material	1,068,455.00				
Surgical Material	1,521.00				
Transport Charges	9,200.00				
Consumable Materials	40,042.00				
Gas Purchase	5,154.00				
Meals Purchase	5,861,183.00				
Total		345,926,321.74	Total		345,926,321.74

As per our Report of even date

For A R Page & Co

Chartered Accountants

FRN 112050W

A R Page
7/10/2018

A R Page

Proprietor

Membership No 37226

Place- Pune



Date-

SHRI VITHALRAO JOSHI CHARITIES TRUST'S

B.K.L. WALAWALKAR MEDICAL COLLEGE

(Signature)

(VIKAS K. WALAWALKAR)

MANAGING TRUSTEE

SHRI VITHALRAO JOSHI CHARITIES TRUST'S B.K.L. WALAWALKAR RURAL MEDICAL COLLEGE
SCHEDULE OF FIXED ASSET AS ON 31.03.2018

SR. NO.	DESCRIPTION OF ASSET	OPENING BALANCE	ADDITION DURING YEAR		SALE DURING THE YEAR	TOTAL	RATE OF DEP.	DEP. ALLOW- -BLE	CLOSING BALANCE
			1/4/17 to 30/9/17	1/10/17 to 31/3/18					
A	B	C	F	G	H	I = (E+F+G-H)	J	K	L
I Land & Building									
1	College Building	65,15,35,007.85	38,85,441.00	2,72,01,718.00	-	68,26,22,166.85	10.0%	6,55,42,045.00	61,57,20,035.85
							5.0%	13,60,086.00	
	(A)	65,15,35,007.85	38,85,441.00	2,72,01,718.00	-	68,26,22,166.85		6,69,02,131.00	61,57,20,035.85
I Cylinders									
1	Cylinders O2/ CO2	35,807.42	-	-	-	35,807.42	15.0%	5,371.00	30,436.42
2	Fire Fighting Equipments	30,118.00	-	-	-	30,118.00	15.0%	4,518.00	25,600.00
3	Gas Unit	-	-	1,700.00	-	1,700.00	7.5%	128.00	1,572.00
	(B)	65,925.42	-	1,700.00	-	67,625.42		10,017.00	57,608.42
II Electrical Equipments & Fittings									
1	AIR CONDITIONERS	14,27,594.00	9,78,999.86	10,48,915.00	-	34,55,508.86	15.0%	3,60,989.00	30,15,850.86
							7.5%	78,669.00	
2	Air Conditioning Plant	1,13,973.00	-	-	-	1,13,973.00	15.0%	17,096.00	96,877.00
3	Biometric Attendance System	63,985.59	-	44,998.00	-	1,08,983.59	15.0%	9,598.00	96,010.59
							7.5%	3,375.00	
4	C.C.Tv Camera Systems A/c	6,42,779.42	8,70,137.00	3,86,110.00	-	18,99,026.42	15.0%	2,26,937.00	16,43,131.42
							7.5%	28,958.00	
5	Ceiling Fans	78,546.00	-	8,786.00	-	87,332.00	15.0%	11,782.00	74,891.00
							7.5%	659.00	
6	Clock	9,029.60	4,250.50	5,133.00	-	18,413.10	15.0%	1,992.00	16,036.10
							7.5%	385.00	
7	Dust Extractor	11,237.20	-	-	-	11,237.20	15.0%	1,686.00	9,551.20
8	DVD Player	5,080.56	-	-	-	5,080.56	15.0%	762.00	4,318.56
9	Electrical Autochangeovers	-	-	5,60,028.00	-	5,60,028.00	7.5%	42,002.00	5,18,026.00
10	Electrical Equipments & Fittings	-	60,863.00	24,93,090.00	-	25,53,953.00	15.0%	9,129.00	23,57,842.00
							7.5%	1,86,982.00	
11	Electrical Fittings	-	7,97,366.00	4,37,937.00	-	12,35,303.00	15.0%	1,19,605.00	10,82,853.00
							7.5%	32,845.00	
12	EPABX Systems A/c	10,46,378.76	-	-	-	10,46,378.76	15.0%	1,56,957.00	8,89,421.76
13	Fan	14,186.40	95,682.00	24,001.20	-	1,33,869.60	15.0%	16,480.00	1,15,589.60
							7.5%	1,800.00	
14	Fan (Ceiling, Exhaust Etc.)	1,86,684.00	1,49,760.00	30,385.00	-	3,66,829.00	15.0%	50,467.00	3,14,083.00
							7.5%	2,279.00	
15	Flying Insect Killer Machine	-	-	9,440.00	-	9,440.00	7.5%	708.00	8,732.00
16	Geyser	-	-	1,13,465.00	-	1,13,465.00	7.5%	8,510.00	1,04,955.00
17	Harmony Visitor	-	-	27,840.00	-	27,840.00	7.5%	2,088.00	25,752.00
18	H. T. Line Errection & 315 Kva T/F Errection	7,83,804.00	-	-	-	7,83,804.00	15.0%	1,17,571.00	6,66,233.00
19	LCD, OH Projector	10,85,853.99	49,920.00	-	-	11,35,773.99	15.0%	1,70,366.00	9,65,407.99
20	L T Feeder Pillar	70,762.00	-	-	-	70,762.00	15.0%	10,614.00	60,148.00
21	Refrigerators	12,96,071.58	-	2,21,612.00	-	15,17,683.58	15.0%	1,94,411.00	13,06,651.58
							7.5%	16,621.00	



22	Siemens Systems for Lab	7,37,543.02	-	-	-	7,37,543.02	15.0%	1,10,631.00	6,26,912.02
23	Solar Water Heating Systems	-	2,97,123.90	39,50,625.00	-	42,47,748.90	15.0%	44,569.00	39,06,882.90
							7.5%	2,96,297.00	
24	Sound Systems	1,63,673.54	-	-	-	1,63,673.54	15.0%	24,551.00	1,39,122.54
25	Speaker, Mike, Amplifier A/c	73,012.00	-	-	-	73,012.00	15.0%	10,952.00	62,060.00
26	Stabilizer	18,059.54	-	30,680.00	-	48,739.54	15.0%	2,709.00	43,729.54
							7.5%	2,301.00	
27	Storage Tank	1,97,873.07	-	-	-	1,97,873.07	15.0%	29,681.00	1,68,192.07
28	Street Light	2,85,047.01	-	-	-	2,85,047.01	15.0%	42,757.00	2,42,290.01
29	Telephone Instruments A/c	-	-	19,800.00	-	19,800.00	7.5%	1,485.00	18,315.00
30	Tube Lights, Bulbs Etc.	4,60,988.03	42,424.00	-	-	5,03,412.03	15.0%	75,512.00	4,27,900.03
31	UPS, Battery , UPS with Battery A/c	7,21,851.88	-	2,51,305.00	-	9,73,156.88	15.0%	1,08,278.00	8,46,030.88
							7.5%	18,848.00	
32	UPS & UPS with Battery	-	6,800.00	-	-	6,800.00	15.0%	1,020.00	5,780.00
33	Vaccum Cleaner	42,450.97	-	-	-	42,450.97	15.0%	6,368.00	36,082.97
34	Vedioconferencing System	8,65,135.91	-	-	-	8,65,135.91	15.0%	1,29,770.00	7,35,365.91
35	Water Cooler	1,37,936.57	-	-	-	1,37,936.57	15.0%	20,690.00	1,17,246.57
36	Water Pumps	-	9,960.00	43,900.00	-	53,860.00	15.0%	1,494.00	49,073.00
							7.5%	3,293.00	
37	Water Purifier	12,949.00	60,180.00	-	-	73,129.00	15.0%	10,969.00	62,160.00
38	Wires & Cables Materials A/c	17,43,283.25	4,17,665.00	55,289.00	-	22,16,237.25	15.0%	3,24,142.00	18,87,948.25
							7.5%	4,147.00	
39	X-Ray Viewing Box	92,660.05	-	-	-	92,660.05	15.0%	13,899.00	78,761.05
	(C)	1,23,88,429.94	38,41,131.26	97,63,339.20	-	2,59,92,900.40		31,66,686.00	2,28,26,214.40

III Furniture & Fixtures

1	Bady Storage Tank	79,354.00	-	-	-	79,354.00	10.0%	7,935.00	71,419.00
2	Beds, Coach, Sofa Sets	13,96,081.22	15,30,305.00	9,72,608.00	-	38,98,994.22	10.0%	2,92,639.00	35,57,725.22
							5.0%	48,630.00	
3	Bench & Desks	7,50,039.50	-	3,61,964.00	-	11,12,003.50	10.0%	75,004.00	10,18,901.50
							5.0%	18,098.00	
4	Board A/c	15,15,688.08	1,86,084.00	88,829.00	-	17,90,601.08	10.0%	1,70,177.00	16,15,983.08
							5.0%	4,441.00	
5	Book Shelf Partition	13,820.00	-	-	-	13,820.00	10.0%	1,382.00	12,438.00
6	Books & Other Literature	46,19,281.04	1,55,757.00	12,52,219.00	59,748.74	59,67,508.30	10.0%	4,71,529.00	54,33,368.30
							5.0%	62,611.00	
7	Chairs	38,03,689.02	2,36,160.00	4,64,428.00	-	45,04,277.02	10.0%	4,03,985.00	40,77,071.02
							5.0%	23,221.00	
8	Charts	78,170.00	-	-	-	78,170.00	10.0%	7,817.00	70,353.00
9	Cupboard, Cabinet, Showcase Etc.	1,17,85,033.22	4,32,606.00	13,48,374.00	-	1,35,66,013.22	10.0%	12,21,764.00	1,22,76,830.22
							5.0%	67,419.00	
10	Curtain Track with Ceiling Hangers	-	-	2,67,200.00	-	2,67,200.00	10.0%	-	2,53,840.00
							5.0%	13,360.00	
11	Digital Camera	2,03,486.26	8,650.00	8,995.00	-	2,21,131.26	10.0%	21,214.00	1,99,467.26
							5.0%	450.00	
12	Dissection Tables	6,92,351.65	-	-	-	6,92,351.65	10.0%	69,235.00	6,23,116.65
13	Dummy Models	2,89,220.93	-	3,77,592.00	-	6,66,812.93	10.0%	28,922.00	6,19,010.93
							5.0%	18,880.00	
14	Education Aid	8,51,272.86	-	68,219.00	-	9,19,491.86	10.0%	85,127.00	8,30,953.86
							5.0%	3,411.00	



15	Foot Step, Staircase, Stage, Slope			3,640.00		3,640.00	5.0%	182.00	3,458.00
16	Examination Table	4,78,748.13	-	-	-	4,78,748.13	10.0%	47,875.00	4,30,873.13
17	Furniture & Fixtures	-	1,36,127.00	19,66,592.00		21,02,719.00	10.0%	13,613.00	19,90,776.00
							5.0%	98,330.00	
18	Hydraulic Operation Table		-	17,700.00		17,700.00	5.0%	885.00	16,815.00
19	Hostel Bed	1,67,560.00	1,78,127.00	2,32,601.60	-	5,78,288.60	10.0%	34,569.00	5,32,089.60
							5.0%	11,630.00	
20	Laboratory Set Up	37,05,142.00	-	-	-	37,05,142.00	10.0%	3,70,514.00	33,34,628.00
21	Laboratory Storage Cabinets	4,37,653.62	-	3,61,646.00	-	7,99,299.62	10.0%	43,765.00	7,37,452.62
							5.0%	18,082.00	
22	Mirror & Frames	28,390.90	-	-	-	28,390.90	10.0%	2,839.00	25,551.90
23	Mirror, Frames & Glass	2,49,925.00	-	-	-	2,49,925.00	10.0%	24,993.00	2,24,932.00
24	Multipurpose Cart	1,61,199.00	-	-	-	1,61,199.00	10.0%	16,120.00	1,45,079.00
25	Plastic Furniture	6,30,655.21	4,07,011.00	-	-	10,37,666.21	10.0%	1,03,767.00	9,33,899.21
26	RACKS	18,97,971.01	2,42,323.00	-	-	21,40,294.01	10.0%	2,14,029.00	19,26,265.01
27	Rolling Shutter A/c	11,269.00	-	-	-	11,269.00	10.0%	1,127.00	10,142.00
28	SECURITY CABIN	2,39,083.07	-	-	-	2,39,083.07	10.0%	23,908.00	2,15,175.07
29	Sign Board	38,231.96	36,383.00	87,110.00	-	1,61,724.96	10.0%	7,461.00	1,49,907.96
							5.0%	4,356.00	
30	Stands	4,63,848.41	-	-	-	4,63,848.41	10.0%	46,385.00	4,17,463.41
31	Stools	16,66,133.27	-	1,50,568.00	-	18,16,701.27	10.0%	1,66,613.00	16,42,560.27
							5.0%	7,528.00	
32	Trolleys, Stretchers		38,642.00	-	-	38,642.00	10.0%	3,864.00	34,778.00
33	Tables	72,66,779.26	3,57,090.00	1,66,857.20	-	77,90,726.46	10.0%	7,62,387.00	70,19,996.46
							5.0%	8,343.00	
34	Utencils	20,651.75	-	13,290.00	-	33,941.75	10.0%	2,065.00	31,211.75
							5.0%	665.00	
	(D)	4,35,40,729.37	39,45,265.00	82,10,432.80	59,748.74	5,56,36,678.43		51,53,146.00	5,04,83,532.43

IV Generator

1	Generator Set (Cummins Make 125KVA DG Set)	11,91,930.00	-	-	-	11,91,930.00	15.0%	1,78,790.00	10,13,140.00
2	Synchronisation of DG Set	-	25,38,751.00	49,53,136.00	-	74,91,887.00	15.0%	3,80,813.00	67,39,589.00
							7.5%	3,71,485.00	
	(E)	11,91,930.00	25,38,751.00	49,53,136.00	-	86,83,817.00		9,31,088.00	77,52,729.00

V Machinery & Equipments

1	Acrylic Jars	5,37,849.24	84,699.00	-	-	6,22,548.24	15.0%	93,382.00	5,29,166.24
2	Dental Instruments A/c		-	65,771.00		65,771.00	7.5%	4,933.00	60,838.00
3	Forensic Instruments	99,544.01	-	-	-	99,544.01	15.0%	14,932.00	84,612.01
4	Hot Air Sterilizer	1,808.00	-	-	-	1,808.00	15.0%	271.00	1,537.00
5	Laboratory Instruments	22,14,499.19	-	-	-	22,14,499.19	15.0%	3,32,175.00	18,82,324.19
6	Laparoscopy Instruments A/c		99,880.00	-	-	99,880.00	15.0%	14,982.00	84,898.00
7	Physiotherapy Instruments	1,47,391.34	-	-	-	1,47,391.34	15.0%	22,109.00	1,25,282.34
8	Surgical Instruments	78,837.30	-	-	-	78,837.30	15.0%	11,826.00	67,011.30
9	Anatomy Instruments & Equipments	4,62,171.56	-	-	-	4,62,171.56	15.0%	69,326.00	3,92,845.56
10	Autoclave M/c.	1,91,726.74	-	-	-	1,91,726.74	15.0%	28,759.00	1,62,967.74
11	Biochemistry Instruments	6,18,809.73	-	-	-	6,18,809.73	15.0%	92,821.00	5,25,988.73
12	Centrifuge Machine A/c	3,70,280.91	-	-	-	3,70,280.91	15.0%	55,542.00	3,14,738.91
13	Colorimeter	1,48,561.34	-	-	-	1,48,561.34	15.0%	22,284.00	1,26,277.34
14	Digital Lontophoresis Machine	-	-	11,200.00	-	11,200.00	7.5%	840.00	10,360.00



15	Digital PH Meter	62,893.00	-	-	-	62,893.00	15.0%	9,434.00	53,459.00
16	Digital Physiograph	1,34,436.00	-	-	-	1,34,436.00	15.0%	20,165.00	1,14,271.00
17	Digital Thermometer	1,171.00	7,552.00	-	-	8,723.00	15.0%	1,308.00	7,415.00
18	Digital Weighing Scales	2,49,606.33	-	-	-	2,49,606.33	15.0%	37,441.00	2,12,165.33
19	ECG Machine	38,637.61	2,40,000.00	73,416.00	-	3,52,053.61	15.0%	41,796.00	3,04,751.61
							7.5%	5,506.00	
20	Electrophoresis Unitt	44,063.00	-	-	-	44,063.00	15.0%	6,609.00	37,454.00
21	Flame Photometer	1,43,088.54	-	-	-	1,43,088.54	15.0%	21,463.00	1,21,625.54
22	Haemoglobinometer Sets	-	-	10,080.00	-	10,080.00	7.5%	756.00	9,324.00
23	Heat Pump	16,95,111.14	-	-	-	16,95,111.14	15.0%	2,54,267.00	14,40,844.14
24	Hot Air Oven	1,06,445.00	-	-	-	1,06,445.00	15.0%	15,967.00	90,478.00
25	Incubator	2,83,210.38	-	-	-	2,83,210.38	15.0%	42,482.00	2,40,728.38
26	Lamps, Slit Lamps Etc.	1,917.21	-	-	-	1,917.21	15.0%	288.00	1,629.21
27	Liquid Nitrogen Cryo Mini 300 MI	-	-	10,640.00	-	10,640.00	7.5%	798.00	9,842.00
28	Medical Equipments	1,32,489.57	-	-	-	1,32,489.57	15.0%	19,873.00	1,12,616.57
29	Megasurg (High Frequency Radio Surgery Unit)	-	-	20,160.00	500.00	19,660.00	7.5%	1,475.00	18,185.00
30	Microscope	19,65,721.19	45,000.00	-	-	20,10,721.19	15.0%	3,01,608.00	17,09,113.19
31	Microtome M/c	17,586.00	-	-	-	17,586.00	15.0%	2,638.00	14,948.00
32	Mortuary Cabinet	4,68,281.00	-	-	-	4,68,281.00	15.0%	70,242.00	3,98,039.00
33	Ophthalmic Instruments A/c	-	-	2,53,524.00	-	2,53,524.00	7.5%	19,014.00	2,34,510.00
34	Orthopaedic Instruments	-	-	8,000.00	-	8,000.00	7.5%	600.00	7,400.00
35	Opertation Theater Table A/c	45,369.00	-	76,700.00	-	1,22,069.00	15.0%	6,805.00	1,09,511.00
							7.5%	5,753.00	
36	Paraffin Wax Bath	8,208.52	-	-	-	8,208.52	15.0%	1,231.00	6,977.52
37	Physiology Instruments	32,98,161.08	-	3,780.00	-	33,01,941.08	15.0%	4,94,724.00	28,06,933.08
							7.5%	284.00	
38	Rotary Shaker	13,622.00	-	-	-	13,622.00	15.0%	2,043.00	11,579.00
39	Surgical Instruments A/c	-	2,88,566.62	12,50,327.40	-	15,38,894.02	15.0%	43,285.00	14,01,834.02
							7.5%	93,775.00	
40	Spectrophotometer	6,70,023.43	-	-	-	6,70,023.43	15.0%	1,00,504.00	5,69,519.43
41	Stimulator	13,506.00	-	-	-	13,506.00	15.0%	2,026.00	11,480.00
42	Tissue Floating Bath	24,059.00	-	-	-	24,059.00	15.0%	3,609.00	20,450.00
43	Tissue Processing Machine	5,08,174.00	-	-	-	5,08,174.00	15.0%	76,226.00	4,31,948.00
44	Urology Instruments A/c	-	-	64,433.00	-	64,433.00	7.5%	4,832.00	59,601.00
45	Upright Solid Door Freezer	75,998.00	-	-	-	75,998.00	15.0%	11,400.00	64,598.00
46	Anesthesia Appratus (Ruebens)	-	2,57,430.00	-	-	2,57,430.00	15.0%	38,615.00	2,18,815.00
47	Water Bath	1,44,256.75	-	-	-	1,44,256.75	15.0%	21,639.00	1,22,617.75
48	Weighing Machine	66,364.53	-	-	-	66,364.53	15.0%	9,955.00	56,409.53
49	Bedside Monitor	-	8,18,820.00	-	-	8,18,820.00	15.0%	1,22,823.00	6,95,997.00
50	Bedside Monitor (BPL)	-	16,00,000.00	-	-	16,00,000.00	15.0%	2,40,000.00	13,60,000.00
51	Cautery Machine	-	2,45,160.00	-	-	2,45,160.00	15.0%	36,774.00	2,08,386.00
52	Defibrillator Monitor	-	18,12,350.00	-	-	18,12,350.00	15.0%	2,71,853.00	15,40,497.00
53	Fabius Plus Anesthesia Machine (Draeger) A/c	-	18,37,500.00	-	-	18,37,500.00	15.0%	2,75,625.00	15,61,875.00
54	Fogging M/c	-	-	27,647.00	-	27,647.00	7.5%	2,074.00	25,573.00
55	Haemodialysis M/c	-	18,61,440.00	-	-	18,61,440.00	15.0%	2,79,216.00	15,82,224.00
56	Laryngoscope	-	92,800.00	-	-	92,800.00	15.0%	13,920.00	78,880.00
57	Lights for Operation Theatre	-	-	54,208.00	-	54,208.00	7.5%	4,066.00	50,142.00
58	Phototherapy Unit (CFL Double Surface)	-	-	8,75,840.00	-	8,75,840.00	7.5%	65,688.00	8,10,152.00
59	Pulse Oximeter	-	-	3,28,530.00	-	3,28,530.00	7.5%	24,640.00	3,03,890.00
60	Radiography M/c	-	1,54,350.00	5,29,760.00	-	6,84,110.00	15.0%	23,153.00	6,21,225.00



		-					7.5%	39,732.00	
61	Sovina 300 Drager Ventilater A/c	-	-	15,75,000.00		15,75,000.00	7.5%	1,18,125.00	14,56,875.00
62	Suction M/c	-	-	78,960.00		78,960.00	7.5%	5,922.00	73,038.00
63	Ventilator	-	19,94,080.00	-		19,94,080.00	15.0%	2,99,112.00	16,94,968.00
64	Weighing Machine	-	5,448.00	96,976.00		1,02,424.00	15.0%	817.00	94,334.00
		-					7.5%	7,273.00	
65	Woods Lamp	-	-	5,040.00	-	5,040.00	7.5%	378.00	4,662.00
	(F)	1,50,83,878.64	1,14,45,075.62	54,19,992.40	500.00	3,19,48,446.66		43,85,809.00	2,75,62,637.66

VI Office Equipments

1	Photo Frame	25,165.08	2,500.00	-	-	27,665.08	15.0%	4,150.00	23,515.08
2	Sports Articles	41,024.73	-	-	-	41,024.73	15.0%	6,154.00	34,870.73
	(G)	66,189.81	2,500.00	-	-	68,689.81		10,304.00	58,385.81

VII Plant & Machineries

1	Central Medical Gas System	8,77,556.77	1,30,479.00	3,49,980.00	-	13,58,015.77	15.0%	1,51,205.00	11,80,561.77
							7.5%	26,249.00	
2	Central Oxygen Plant A/c	15,98,738.72	-	-	-	15,98,738.72	15.0%	2,39,811.00	13,58,927.72
3	Computer & Printers	9,60,323.52	9,58,348.00	5,66,890.00	-	24,85,561.52	40.0%	7,67,469.00	16,04,714.52
							20.0%	1,13,378.00	
4	Computer Software	10,52,249.00	3,47,744.00	23,842.34	-	14,23,835.34	60.0%	8,39,996.00	5,76,686.34
							30.0%	7,153.00	
5	Distilled Water Plant	6,207.00	-	-	-	6,207.00	15.0%	931.00	5,276.00
6	Hemodynamic Server	-	41,200.00	-	-	41,200.00	15.0%	6,180.00	35,020.00
7	Hot Water Boiler A/c	-	6,500.00	1,15,994.00		1,22,494.00	15.0%	975.00	1,12,819.00
							7.5%	8,700.00	
8	Pillows, Bedsheets, Mattress A/c	4,40,287.21	10,850.00	1,03,545.00	-	5,54,682.21	15.0%	67,671.00	4,79,245.21
							7.5%	7,766.00	
9	Water Filtration Plant A/c	15,697.00	-	-	-	15,697.00	15.0%	2,355.00	13,342.00
10	Xerox Machine	2,73,914.79	-	-	-	2,73,914.79	15.0%	41,087.00	2,32,827.79
	(H)	52,24,974.01	14,95,121.00	11,60,251.34	-	78,80,346.35		22,80,926.00	55,99,420.35

VIII Vehicles

1	Force Traveller - 1 Staffbus 3350 -MHO8A0782	-	-	11,35,030.00	-	11,35,030.00	7.5%	85,127.00	10,49,903.00
2	VW Vento 1.6 MPI (MT) Comfortline	9,03,759.00	-	-	-	9,03,759.00	15.0%	1,35,564.00	7,68,195.00
3	Maruti Wagon- R LX	-	4,79,226.00	-	-	4,79,226.00	15.0%	71,884.00	4,07,342.00
	(I)	9,03,759.00	4,79,226.00	11,35,030.00	-	25,18,015.00		2,92,575.00	22,25,440.00

(A + B + C + D + E + F + G + H + I) = (J)	73,00,00,824.04	2,76,32,510.88	5,78,45,599.74	60,248.74	81,54,18,685.92			8,31,32,682.00	73,22,86,003.92
---	-----------------	----------------	----------------	-----------	-----------------	--	--	----------------	-----------------



**SHRI VITHALRAO JOSHI CHARITIES TRUST'S
B.K.L. WALAWALKAR RURAL MEDICAL COLLEGE
SCHEDULES FORMING PART OF THE BALANCE SHEET
AS AT 31ST MARCH 2018**

ACCOUNT NAME	YEAR ENDED 31.03.2018
Donation Towards Corpus	
Donation Towards Corpus	10,00,000.00
:: Total ::	10,00,000.00
V.J.C.T. Main Trust	
V.J.C.T. Mumbai	77,69,23,879.86
:: Total ::	77,69,23,879.86
Duties & Taxes	
T.D.S. on Salary	26,85,100.00
T.D.S. on Rent	60,000.00
Professional Tax	54,175.00
Provident Fund Payable	14,90,232.00
:: Total ::	42,89,507.00
Provisions	
Electricity Bills Payable	2,80,980.00
Salary Payable	1,69,61,867.00
:: Total ::	1,72,42,847.00
Sundry Creditors	
Angad Gangadhar Gite	16922.00
Gunatit Enterprises	15911.00
Mr. Kumar Premsing Pawar	40610.00
Ram Shevak Jagdish Shahu	7463.00
Sandesh Decor	8468.00
Shivkumar G Sharma	27001.00
Vaishnavi Electrical & Engineers	117240.00
Sandesh Décor	2,01,432.00
Tag Cables Pvt. Ltd.	23,789.00
Venus Enterprises	9,504.00
Samarth Greentech	16,53,750.00
Shruti Mangal Caterers	7,14,755.00
Mr. Kumar Premsing Pawar	9,66,021.00
Supertech Solution	1,08,848.00
Tarun Book Distributors	2,45,094.26
:: Total ::	41,56,808.26



Deposits (Liability)	
Hostel Deposit	29,90,000.00
Laboratory Deposit	14,95,000.00
Library Deposit	15,01,000.00
Staff Security Deposit	16,99,407.00
:: Total ::	76,85,407.00
Other Current Liabilities	
Mess Charges Received in Advance	34,10,492.00
Advance From MUHS	56,917.00
Earn & Learn Scheme(MUHS)	48,500.00
MUHS Book Bank Scheme	550.00
:: Total ::	35,16,459.00
Investments	
Bank Deposits	
B O I F. D. NO. 14214110000066	99,50,000.00
B O I - F D NO. 142141110000067	99,50,000.00
B O I F D NO. 142141110000068	99,50,000.00
:: Total ::	2,98,50,000.00
Deposits (Asset)	
Gas Unit Deposit	7,400.00
Security Deposit (MSEB)	77,390.00
Telephone Deposits	10,000.00
:: Total ::	94,790.00
Cash	
Cash Petty - Dadar Office - RMC	3,829.00
:: Total ::	3,829.00
Bank Balances	
Bank of India No. 142110210000180	1,13,668.58
Bank of India, Dadar - SB 001510110009091	1,06,104.29
Bank of India No. 142110210000302	4,941.58
:: Total ::	2,24,714.45
Receivables	
Salary Advance	1,00,000.00
:: Total ::	1,00,000.00



Fees Receivables	
MBBS Course Fees Receivable	34,47,732.75
E Vikas Fees Receivable	83,26,639.00
Social Welfare Department-Ratnagiri	4,00,91,799.00
:: Total ::	5,18,66,170.75
Prepaid Expenses	
Prepaid Internet Expenses	3,89,400.00
:: Total ::	3,89,400.00



Balance sheet as at 31st March 2019

Assets		Income & Expenditure	
Furniture and Fixture	6,06,44,011.72	Indirect Expenses, Books, Subscription, Periodicals	
Fixed Asset			
III. Furniture and Fixtures			
6. Books & other Literature	54,33,368.30		



DEAN

B.K.L. Walawalkar Rural Medical College
At Kasarwadi, Post. Sawarde
Tal. Chitkuta, Dist. Ratnagiri

SHRI VITHALRAO JOSHI CHARITIES TRUST'S
B.K.L. WALAWALKAR RURAL MEDICAL COLLEGE
BALANCE SHEET AS AT 31ST MARCH 2019

Liabilities	Amounts		Assets	Amounts	
Capital Account		10,00,000.00	Fixed Assets		76,54,32,712.71
Reserves & Surplus			Cylinders	48,967.42	
Trust Fund	10,00,000.00		Electrical Equipments & Fittings	2,69,85,537.90	
			Furniture & Fixtures	6,06,44,011.72	
Loans (Liability)		85,43,02,863.08	Generator	69,14,290.00	
V.J.C.T. Main Trust	85,43,02,863.08		Land & Building	60,45,78,366.85	
			Machinery & Equipments	5,09,08,191.66	
Current Liabilities		3,93,04,915.64	Office Equipments	49,627.81	
Provisions	1,98,90,842.00		Plant & Machineries	1,26,11,968.35	
Duties & Taxes	46,07,883.00		Vehicles	26,91,751.00	
Sundry Creditors	32,62,799.64				
Deposit (Liability)	79,86,500.00		Current Assets		12,91,75,066.01
Other Current Liabilities	35,56,891.00		Deposits	94,790.00	
			Cash-in-Hand	17,653.00	
			Bank Accounts	5,45,89,098.46	
			Advances Receivables	1,00,000.00	
			Fees Receivables	7,38,21,624.55	
			Prepaid Expenses	3,89,400.00	
			Advances to Sundry Creditors	1,62,500.00	
Total		89,46,07,778.72	Total		89,46,07,778.72

As per our Report of even date

For A R Page & Co
Chartered Accountants
FRN 112050W

A R Page
Proprietor

Membership No 37226


Place- Pune

Date-

UDIN :- 19037226AAAAAC 8365



SHRI VITHALRAO JOSHI CHARITIES TRUST'S
B.K.L. WALAWALKAR RURAL MEDICAL COLLEGE


(VIKAS K. WALAWALKAR)
MANAGING TRUSTEE

**SHRI VITHALRAO JOSHI CHARITIES TRUST'S
B.K.L. WALAWALKAR RURAL MEDICAL COLLEGE
INCOME & EXPENDITURE ACCOUNT FOR Y.E. 31.03.2019**

Particulars	Amounts		Particulars	Amounts	
Establishment Expenses		29,45,01,866.00	Direct Incomes		32,65,17,774.00
Provident Fund Contribution & Exp.	19,63,995.00		M B B S Course Fees	30,44,14,774.00	
Non-Teaching Salary	6,29,18,355.00		Hostel Fees	2,21,03,000.00	
Staff Salary Exp	32,43,325.00				
Staff Welfare	17,49,550.00		Other Income		31,95,651.43
Teaching Salary	22,40,67,046.00		Admission Cancellation Fees	52,500.00	
Training Expenses	4,000.00		Admission Form Fees	4,01,000.00	
Uniform & Clothing	5,55,595.00		Bank Interest	44,169.00	
Maintenance Expenses		3,25,16,772.98	BOI SP Interest	8,42,809.33	
Annual Maintainance	28,83,607.98		Miscellaneous Income	11,73,992.26	
Comprehensive Annual Maint. Charges	3,01,921.00		Notice	6,72,180.84	
Computer Exp	2,49,229.00		Rent Received	9,000.00	
Electricity Exp	1,01,93,110.00				
Garden Exp	9,45,607.00		Sales		86,06,185.00
Generator Exp	15,09,693.00		Meals Sold	86,06,185.00	
Paints & Colours Exp.	30,07,826.00				
Plumbing & Sanatory Exp.	9,64,769.00		Deficit for the year		11,13,74,767.87
Repairs & Maintainance	10,79,517.00				
Repairs & Maintainance Of Buildings	73,37,815.00				
Repairs of Electricals	13,82,279.00				
Repairs of Machinery	5,09,897.00				
Vehicle Exp	7,13,408.00				
Waste Disposable Expenses	14,38,094.00				
Indirect Expenses		8,87,64,611.32			
Bank Charges	29,714.32				
Bank Commission	11,226.00				
Depreciation	8,77,45,904.00				
Hostel Expenses	4,12,250.00				
Interest on Loan	5,65,517.00				



Particulars	Amounts		Particulars	Amounts	
Administrative Expenses		2,24,06,418.00			
Advertisement	15,000.00				
Affiliation Fees	16,04,910.00				
Audit Fee	1,77,000.00				
Courier Exp.	1,680.00				
Insurance Exp	1,75,496.00				
Inter Net	3,89,400.00				
Mobile Exp.	4,618.00				
Office Exp	11,130.00				
Postage & Telephone Exp	44,467.00				
Printing & Stationery	33,27,097.00				
Professional Fee	53,000.00				
Rent Rate & Taxes	6,90,880.00				
Seminar and Exhibition Exps.	1,76,191.00				
Travelling Exp.	6,87,549.00				
University Course Fees	1,50,48,000.00				
Purchases & Consumables		1,15,04,710.00			
Consumable Materials	11,738.00				
Pathology Kits Purchase	28,81,175.00				
Science Lab Material	88,696.00				
Transport Charges	1,34,990.00				
Gas Purchase	4,990.00				
Meals Purchase	83,83,121.00				
Total		44,96,94,378.30	Total		44,96,94,378.30

For A R Page & Co
Chartered Accountants
FRN 112050W

A R Page
A R Page 23/9/2019
Proprietor
Membership No 37226
Place- Pune
UDIN:- 19037226AAAAAC 8365



Date-

Page 2

SHRI VITHALRAO JOSHI CHARITIES TRUST'S
B.K.L. WALAWALKAR MEDICAL COLLEGE

Vikas K. Walawalkar
(VIKAS K. WALAWALKAR)
MANAGING TRUSTEE

SHRI VITHALRAO JOSHI CHARITIES TRUST'S
B.K.L. WALAWALKAR RURAL MEDICAL COLLEGE
SCHEDULES FORMING PART OF THE BALANCE SHEET
AS AT 31ST MARCH 2019

ACCOUNT NAME	YEAR ENDED 31.03.2019
Donation Towards Corpus	
Donation Towards Corpus	10,00,000.00
:: Total ::	10,00,000.00
V.J.C.T. Main Trust	
V.J.C.T. Mumbai	85,43,02,863.08
:: Total ::	85,43,02,863.08
Provisions	
Electricity Bills Payable	3,77,980.00
Salary Payable	1,95,12,862.00
:: Total ::	1,98,90,842.00
Duties & Taxes	
T.D.S. on Salary	32,89,600.00
T.D.S. on Rent	60,000.00
T.D.S. (Contractor)	29,051.00
Provident Fund Payable	12,29,232.00
:: Total ::	46,07,883.00
Sundry Creditors	
Aarti Enterprises	2,79,692.00
Cadell Auto Service	23,851.00
Kishor Arts	4,800.00
Samarth Plumbing	37,440.00
S. B.Kapshe	6,80,463.00
Shivkumar G Sharma	3,94,413.00
Shree Deepak Travels	7,028.00
Shree Gurukrupa Multi Services	2,26,013.00
Shree Samarth Printing Press	5,20,459.00
Shruti Mangal Caterers	8,46,575.00
Bio Enterprises	56,953.00
Crompton Greaves ConsumerElectrical Ltd.	2,837.64
Mahalaxmi Steel Centre	96,447.00
Omkar Enterprises	5,381.00
Quality Office Equipments	4,039.00
Sai Galaxy Sections Formings Co.	76,408.00
:: Total ::	32,62,799.64
Deposits (Liability)	
Hostel Deposit	39,90,000.00



Laboratory Deposit	19,95,000.00
Library Deposit	20,01,500.00
Staff Security Deposit	
:: Total ::	79,86,500.00
Other Current Liabilities	
Mess Charges Received in Advance	34,00,000.00
Advance From MUHS	1,08,391.00
Earn & Learn Scheme(MUHS)	48,500.00
:: Total ::	35,56,891.00
Deposits (Asset)	
Gas Unit Deposit	7,400.00
Security Deposit (MSEB)	77,390.00
Telephone Deposits	10,000.00
:: Total ::	94,790.00
Cash	
Cash Petty - Dadar Office - RMC	17,653.00
:: Total ::	17,653.00
Bank Balances	
Bank of India No. 142110210000180	7,47,987.77
Bank of India, Dadar - SB 001510110009091	5,37,36,369.93
Bank of India No. 142110210000302	1,04,740.76
:: Total ::	5,45,89,098.46
Advances Receivable	
Salary Advance	1,00,000.00
:: Total ::	1,00,000.00
Fees Receivables	
MBBS Course Fees Receivable	22,60,853.05
DMER - EBC Scholarship	1,91,68,236.00
E Vikas Fees Receivable	1,47,79,714.50
Social Welfare Department-Ratnagiri	3,76,12,821.00
:: Total ::	7,38,21,624.55
Prepaid Expenses	
Prepaid Internet Expenses	3,89,400.00
:: Total ::	3,89,400.00
Advances to Sundry Creditors	
M15 Prosystems Private Ltd.	1,62,500.00
:: Total ::	1,62,500.00



SHRI VITHALRAO JOSHI CHARITIES TRUST'S B.K.L. WALAWALKAR RURAL MEDICAL COLLEGE
SCHEDULE OF FIXED ASSET AS ON 31.03.2019

SR. NO.	DESCRIPTION OF ASSET	OPENING BALANCE	ADDITION DURING YEAR		SALE DURING THE YEAR	TOTAL	RATE OF DEP.	DEP. ALLOW- -BLE	CLOSING BALANCE
			1/4/18 to 30/9/18	1/10/18 to 31/3/19					
A	B	C	F	G	H	I = (E+F+G-H)	J	K	L
I Land & Building									
1	College Building	61,57,20,035.85	-	5,30,84,563.00	-	66,88,04,598.85	10.0% 5.0%	6,15,72,004.00 26,54,228.00	60,45,78,366.85
	(A)	61,57,20,035.85	-	5,30,84,563.00	-	66,88,04,598.85		6,42,26,232.00	60,45,78,366.85
I Cylinders									
1	Cylinders O2/ CO2	30,436.42	-	-	-	30,436.42	15.0%	4,565.00	25,871.42
2	Fire Fighting Equipments	25,600.00	-	-	-	25,600.00	15.0%	3,840.00	21,760.00
3	Gas Unit	1,572.00	-	-	-	1,572.00	15.0%	236.00	1,336.00
	(B)	57,608.42	-	-	-	57,608.42		8,641.00	48,967.42
II Electrical Equipments & Fittings									
1	Air Conditioners	30,15,850.86	9,06,430.00	2,43,032.00	-	41,65,312.86	15.0% 7.5%	5,88,342.00 18,227.00	35,58,743.86
2	Air Conditioning Plant	96,877.00	-	-	-	96,877.00	15.0%	14,532.00	82,345.00
3	Biometric Attendance System	96,010.59	21,240.00	49,380.00	-	1,66,630.59	15.0% 7.5%	17,588.00 3,704.00	1,45,338.59
4	Canteen Exhaust Chimney	-	12,233.00	-	-	12,233.00	15.0%	1,835.00	10,398.00
5	C.C.Tv Camera Systems A/c	16,43,131.42	-	6,30,083.00	-	22,73,214.42	15.0% 7.5%	2,46,470.00 47,256.00	19,79,488.42
6	Ceiling Fans	74,891.00	-	-	-	74,891.00	15.0%	11,234.00	63,657.00
7	Clock	16,036.10	-	-	-	16,036.10	15.0%	2,405.00	13,631.10
8	Dust Extractor	9,551.20	-	-	-	9,551.20	15.0%	1,433.00	8,118.20
9	DVD Player	4,318.56	-	-	-	4,318.56	15.0%	648.00	3,670.56
10	Electrical AutoChangeovers	5,18,026.00	-	-	-	5,18,026.00	15.0%	77,704.00	4,40,322.00
11	Electrical Equipments & Fittings A/c	23,57,842.00	1,47,500.00	-	-	25,05,342.00	15.0%	3,75,801.00	21,29,541.00
12	Electrical Fittings A/c	10,82,853.00	-	-	-	10,82,853.00	15.0%	1,62,428.00	9,20,425.00
13	EPABX Systems A/c	8,89,421.76	-	-	-	8,89,421.76	15.0%	1,33,413.00	7,56,008.76
14	Exhaust Fan	-	-	98,095.26	-	98,095.26	7.5%	7,357.00	90,738.26
15	Fan	1,15,589.60	16,000.00	-	-	1,31,589.60	15.0%	19,738.00	1,11,851.60
16	Fan (Ceiling, Exhaust Etc.)	3,14,083.00	-	6,87,521.64	-	10,01,604.64	15.0% 7.5%	47,112.00 51,564.00	9,02,928.64
17	Flying Insect Killer Machine	8,732.00	-	-	-	8,732.00	15.0%	1,310.00	7,422.00
18	Geyser	1,04,955.00	-	-	-	1,04,955.00	15.0%	15,743.00	89,212.00
19	Harmony Visitor	25,752.00	-	-	-	25,752.00	15.0%	3,863.00	21,889.00
20	H. T. Line Errection & 315 Kva T/F Errection	6,66,233.00	-	-	-	6,66,233.00	15.0%	99,935.00	5,66,298.00
21	LCD, OH Projector	9,65,407.99	4,750.00	34,500.00	-	10,04,657.99	15.0% 7.5%	1,45,524.00 2,588.00	8,56,545.99
22	L T Feeder Pillar	60,148.00	-	-	-	60,148.00	15.0%	9,022.00	51,126.00
23	Mixer & Grinder	-	-	22,600.00	-	22,600.00	7.5%	1,695.00	20,905.00
24	Mobile Hand Set	-	-	7,500.00	-	7,500.00	7.5%	563.00	6,937.00
25	Pumps & Motors (ASTP Plant)	-	1,17,690.00	-	-	1,17,690.00	15.0%	17,654.00	1,00,036.00
26	Refrigerators	13,06,651.58	3,64,460.00	11,900.00	-	16,83,011.58	15.0%	2,50,667.00	14,31,451.58



							7.5%	893.00		
27	Siemens Systems for Lab	6,26,912.02	-	-	-	6,26,912.02	15.0%	94,037.00	5,32,875.02	
28	Solar Water Heating Systems	39,06,882.90	19,29,763.00	2,75,625.00	78,588.00	60,33,682.90	15.0%	8,63,709.00	51,49,301.90	
							7.5%	20,672.00		
29	Sound Systems	1,39,122.54	3,63,102.00	-	-	5,02,224.54	15.0%	75,334.00	4,26,890.54	
30	Speaker, Mike, Amplifier A/c	62,060.00	-	67,496.00	-	1,29,556.00	15.0%	9,309.00	1,15,185.00	
							7.5%	5,062.00		
31	Stabilizer	43,729.54	4,14,080.00	3,45,754.00	-	8,03,563.54	15.0%	68,671.00	7,34,892.54	
32	Storage Tank	1,68,192.07	-	-	-	1,68,192.07	15.0%	25,229.00	1,42,963.07	
33	Street Light	2,42,290.01	-	44,800.00	-	2,87,090.01	15.0%	36,344.00	2,47,386.01	
							7.5%	3,360.00		
34	Telephone Instruments A/c	18,315.00	-	-	-	18,315.00	15.0%	2,747.00	15,568.00	
35	Television A/c	-	7,20,980.00	40,990.00	-	7,61,970.00	15.0%	1,08,147.00	6,50,749.00	
							7.5%	3,074.00		
36	Tube Lights, Bulbs Etc.	4,27,900.03	-	-	-	4,27,900.03	15.0%	64,185.00	3,63,715.03	
37	UPS, Battery, UPS with Battery A/c	8,46,030.88	3,62,017.00	36,498.00	3,900.00	12,40,645.88	15.0%	1,80,622.00	10,57,286.88	
							7.5%	2,737.00		
38	UPS & UPS with Battery	5,780.00	-	-	-	5,780.00	15.0%	867.00	4,913.00	
39	Vaccum Cleaner	36,082.97	-	-	-	36,082.97	15.0%	5,412.00	30,670.97	
40	Vedioconferencing System	7,35,365.91	-	-	-	7,35,365.91	15.0%	1,10,305.00	6,25,060.91	
41	Water Cooler	1,17,246.57	-	-	-	1,17,246.57	15.0%	17,587.00	99,659.57	
42	Water Pump A/c	49,073.00	-	1,92,012.60	-	2,41,085.60	15.0%	7,361.00	2,19,323.60	
							7.5%	14,401.00		
43	Water Purifier	62,160.00	-	-	-	62,160.00	15.0%	9,324.00	52,836.00	
44	Wires & Cables Materials A/c	18,87,948.25	1,97,945.00	3,15,925.00	-	24,01,818.25	15.0%	3,12,884.00	20,65,240.25	
							7.5%	23,694.00		
45	X-Ray Viewing Box	78,761.05	17,700.00	-	-	96,461.05	15.0%	14,469.00	81,992.05	
		(C)	2,28,26,214.40	55,95,890.00	31,03,712.50	82,488.00	3,14,43,328.90		44,57,791.00	2,69,85,537.90

III Furniture & Fixtures

1	Automatic Scrubber Drier (For Cleaning)	-	3,18,600.00	-	-	3,18,600.00	10.0%	31,860.00	2,86,740.00
2	Bady Storage Tank	71,419.00	-	-	-	71,419.00	10.0%	7,142.00	64,277.00
3	Beds, Coach, Sofa Sets	35,57,725.22	28,19,250.00	7,80,061.00	-	71,57,036.22	10.0%	6,37,698.00	64,80,335.22
							5.0%	39,003.00	
4	Bench & Desks	10,18,901.50	1,88,210.00	-	-	12,07,111.50	10.0%	1,20,711.00	10,86,400.50
5	Board A/c	16,15,983.08	84,022.00	2,00,545.00	-	19,00,550.08	10.0%	1,70,001.00	17,20,522.08
							5.0%	10,027.00	
6	Book Shelf Partition	12,438.00	-	-	-	12,438.00	10.0%	1,244.00	11,194.00
7	Books & Other Literature	54,33,368.30	2,82,643.29	12,99,162.00	1,07,339.00	69,07,834.59	10.0%	5,60,867.00	62,82,009.59
							5.0%	64,958.00	
8	Chairs	40,77,071.02	-	2,78,480.00	-	43,55,551.02	10.0%	4,07,707.00	39,33,920.02
							5.0%	13,924.00	
9	Charts	70,353.00	-	16,992.00	-	87,345.00	10.0%	7,035.00	79,460.00
							5.0%	850.00	
10	Cupboard, Cabinet, Showcase Etc.	1,22,76,830.22	38,56,181.00	19,31,170.00	-	1,80,64,181.22	10.0%	16,13,301.00	1,63,54,321.22
							5.0%	96,559.00	
11	Curtain Track with Ceiling Hangers	2,53,840.00	67,024.00	-	-	3,20,864.00	10.0%	32,086.00	2,88,778.00
12	Digital Camera	1,99,467.26	61,000.00	3,25,000.00	-	5,85,467.26	10.0%	26,047.00	5,43,170.26
							5.0%	16,250.00	
13	Dissection Tables	6,23,116.65	-	-	-	6,23,116.65	10.0%	62,312.00	5,60,804.65



14	Dummy Models	6,19,070.93	5,10,101.00	2,21,686.00	-	13,50,797.93	10.0%	1,12,911.00	12,26,802.93
15	Education Aid	8,30,953.86	-	-	-	8,30,953.86	5.0%	11,084.00	11,084.00
16	Examination Table	4,30,873.13	-	-	-	4,30,873.13	10.0%	83,095.00	7,47,858.86
17	Foot Step, Staircase, Stage, Slope	3,458.00	-	-	-	3,458.00	10.0%	43,087.00	3,87,786.13
18	Furniture & Fixtures A/c	19,90,776.00	-	-	-	19,90,776.00	10.0%	346.00	3,112.00
19	Hostel Bed	5,32,089.60	-	-	-	5,32,089.60	10.0%	1,99,078.00	17,91,698.00
20	Hydraulic Operation Table	16,815.00	-	-	-	16,815.00	10.0%	53,209.00	4,78,880.60
21	IV Stand	-	15,893.00	-	-	15,893.00	10.0%	1,682.00	15,133.00
22	Laboratory Set Up	33,34,628.00	-	-	-	33,34,628.00	10.0%	1,589.00	14,304.00
23	Laboratory Storage Cabinets	7,37,452.62	-	-	-	7,37,452.62	10.0%	3,33,463.00	30,01,165.00
24	Mirror & Frames	25,551.90	-	-	-	25,551.90	10.0%	73,745.00	6,63,707.62
25	Mirror, Frames & Glass	2,24,932.00	-	-	-	2,24,932.00	10.0%	2,555.00	22,996.90
26	Multipurpose Cart	1,45,079.00	-	-	-	1,45,079.00	10.0%	22,493.00	2,02,439.00
27	Plastic Furniture	9,33,899.21	-	-	-	9,33,899.21	10.0%	14,508.00	1,30,571.00
28	Racks	19,26,265.01	-	4,39,290.00	-	23,65,555.01	10.0%	93,390.00	8,40,509.21
29	Rods	-	-	1,64,256.00	-	1,64,256.00	10.0%	1,92,627.00	21,50,963.01
30	Rolling Shutter A/c	10,142.00	-	-	-	10,142.00	5.0%	21,965.00	1,56,043.00
31	Security Cabin	2,15,175.07	-	-	-	2,15,175.07	10.0%	8,213.00	1,014.00
32	Sign Board	1,49,907.96	-	-	-	1,49,907.96	10.0%	1,014.00	9,128.00
33	Stands	4,17,463.41	-	-	-	4,17,463.41	10.0%	21,518.00	1,93,657.07
34	Stools	16,42,560.27	-	-	-	16,42,560.27	10.0%	14,991.00	1,34,916.96
35	Tables	70,19,996.46	13,97,043.00	8,39,754.00	-	92,56,793.46	10.0%	41,746.00	3,75,717.41
36	Trolleys, Stretchers	34,778.00	5,18,964.00	-	-	5,53,742.00	10.0%	1,64,256.00	14,78,304.27
37	Utencils A/c (RMC)	31,211.75	29,806.00	-	-	61,017.75	10.0%	8,41,704.00	83,73,101.46
	(D)	5,04,83,532.43	1,01,48,737.29	64,96,396.00	1,07,339.00	6,70,21,326.72		63,77,315.00	6,06,44,011.72

IV Generator

1	Generator Set (Cummins Make 125KVA DG Set)	10,13,140.00	-	-	-	10,13,140.00	15.0%	1,51,971.00	8,61,169.00
2	Synchronisation of DG Set	67,39,589.00	3,81,730.00	-	-	71,21,319.00	15.0%	10,68,198.00	60,53,121.00
	(E)	77,52,729.00	3,81,730.00	-	-	81,34,459.00		12,20,169.00	69,14,290.00

V Machinery & Equipments

1	Acrylic Jars	5,29,166.24	67,795.00	-	-	5,96,961.24	15.0%	89,544.00	5,07,417.24
2	Dental Instruments A/c	60,838.00	-	29,404.00	-	90,242.00	15.0%	9,126.00	78,911.00
3	Forensic Instruments	84,612.01	-	-	-	84,612.01	7.5%	2,205.00	-
4	Hot Air Sterilizer	1,537.00	-	-	-	1,537.00	15.0%	12,692.00	71,920.01
5	Laboratory Instruments	18,82,324.19	94,92,900.00	4,78,099.00	-	1,18,53,323.19	15.0%	231.00	1,306.00
6	Laparoscopy Instruments A/c	84,898.00	-	1,56,021.00	-	2,40,919.00	15.0%	17,06,284.00	1,01,11,182.19
7	Ophthalmic Instruments A/c	2,34,510.00	45,826.00	68,086.00	-	3,48,422.00	7.5%	35,857.00	2,16,482.00
8	Orthopaedic Instruments	7,400.00	-	-	-	7,400.00	15.0%	11,702.00	6,290.00
9	Physiotherapy Instruments	1,25,282.34	7,800.00	46,800.00	-	1,79,882.34	15.0%	42,050.00	3,01,266.00
10	Surgical Instruments A/c	14,68,845.32	5,25,309.00	4,68,505.00	-	24,62,659.32	7.5%	5,106.00	1,56,410.34
							15.0%	2,99,123.00	21,28,398.32



								7.5%	35,138.00
11	Urology Instruments A/c	59,601.00	36,568.00	28,695.00	-	-	-	15.0%	1,10,439.00
12	Anatomy Instruments & Equipments	3,92,845.56	-	-	-	-	-	15.0%	3,33,918.56
13	Anesthesia Apparatus (Ruebens)	2,18,815.00	-	-	-	-	-	15.0%	1,85,993.00
14	Autoclave M/c.	1,62,967.74	-	-	-	-	-	15.0%	1,38,522.74
15	Automated Hematology Slide Stainer Stainz	-	2,25,000.00	-	-	-	-	15.0%	1,91,250.00
16	Bedside Monitor	6,95,997.00	-	-	-	-	-	15.0%	5,91,597.00
17	Bedside Monitor (BPL)	13,60,000.00	-	-	-	-	-	15.0%	11,56,000.00
18	Biochemistry Instruments	5,25,988.73	2,32,493.00	-	-	-	-	15.0%	6,44,709.73
19	Cautery Machine	2,08,386.00	-	-	-	-	-	15.0%	1,77,128.00
20	Centrifuge Machine A/c	3,14,738.91	-	-	-	-	-	15.0%	2,67,527.91
21	Colorimeter	1,26,277.34	-	-	-	-	-	15.0%	1,07,335.34
22	Defibrillator Monitor	15,40,497.00	-	-	-	-	-	15.0%	13,09,422.00
23	Digital Diagnostic Audiometer - 5%	-	61,950.00	-	-	-	-	15.0%	52,657.00
24	Digital Lontophoresis Machine	10,360.00	-	-	-	-	-	15.0%	8,806.00
25	Digital PH Meter	53,459.00	50,047.00	-	-	-	-	15.0%	87,980.00
26	Digital Physiograph	1,14,271.00	-	1,70,940.00	-	-	-	15.0%	2,55,249.00
27	Digital Thermometer	7,415.00	-	-	-	-	-	7.5%	12,821.00
28	Digital Weighing Scales	2,12,165.33	-	-	-	-	-	15.0%	1,80,340.33
29	ECG Machine	3,04,751.61	-	-	-	-	-	15.0%	2,59,038.61
30	EEG Machine	-	-	1,12,000.00	-	-	-	7.5%	1,03,600.00
31	Electrophoresis Unit	37,454.00	-	-	-	-	-	15.0%	31,836.00
32	Fabius Plus Anesthesia Machine (Draeger) A/c	15,61,875.00	-	-	-	-	-	15.0%	13,27,594.00
33	Fetal Doppler	-	-	4,984.00	-	-	-	7.5%	4,610.00
34	Flame Photometer	1,21,625.54	-	-	-	-	-	15.0%	1,03,381.54
35	Fogging M/c	25,573.00	-	-	-	-	-	15.0%	21,737.00
36	Gastro Videoscope	-	20,21,612.00	-	-	-	-	15.0%	17,18,370.00
37	Haemoglobinometer Sets	9,324.00	-	-	-	-	-	15.0%	7,925.00
38	Head Light for ENT	-	-	3,58,400.00	-	-	-	7.5%	3,31,520.00
39	Heat Pump	14,40,844.14	-	3,58,400.00	-	-	-	15.0%	12,24,717.14
40	Hematology Analyzer Sysmex	-	-	-	9,25,000.00	-	-	15.0%	7,86,250.00
41	Hemodialysis Machine	15,82,224.00	-	-	-	-	-	15.0%	13,44,890.00
42	Hot Air Oven	90,478.00	-	48,852.00	-	-	-	15.0%	1,22,094.00
43	Incubator	2,40,728.38	-	-	-	-	-	7.5%	3,664.00
44	Infusion Pump	-	-	1,15,999.00	-	-	-	15.0%	2,04,619.38
45	Lamps, Slit Lamps Etc.	1,629.21	-	-	-	-	-	7.5%	1,07,299.00
46	Laryngoscope	78,880.00	-	-	-	-	-	15.0%	1,385.21
47	Lead Partition with Glass	-	1,31,889.00	-	-	-	-	15.0%	67,048.00
48	Lights for Operation Theatre	50,142.00	-	1,56,800.00	-	-	-	15.0%	1,12,106.00
49	Liquid Nitrogen Cryo Mimi 300 Mi	9,842.00	-	-	-	-	-	7.5%	11,760.00
50	Medical Equipments	1,12,616.57	-	-	-	-	-	15.0%	8,366.00
51	Megasurg (High Frequency Radio Surgery Unit)	18,185.00	-	-	-	-	-	15.0%	95,724.57
52	Microscope	17,09,113.19	26,27,006.00	82,40,486.00	-	-	-	15.0%	15,457.00
53	Microtome M/c	14,948.00	-	-	-	-	-	7.5%	1,13,08,151.19
54	Mortuary Cabinet	3,98,039.00	-	-	-	-	-	15.0%	6,59,293.00
55	Operation Theatre Table A/c	1,09,511.00	-	-	-	-	-	15.0%	93,084.00



56	Paraffin Wax Bath	6,977.52	-	-	-	6,977.52	15.0%	1,047.00	5,930.52
57	Patient Warming System 775	-	94,000.00	-	-	94,000.00	15.0%	14,100.00	79,900.00
58	Phototherapy Unit (CFL Double Surface)	8,10,152.00	-	-	-	8,10,152.00	15.0%	1,21,523.00	6,88,629.00
59	Physiology Instruments	28,06,933.08	-	-	-	28,06,933.08	15.0%	4,21,040.00	23,85,893.08
60	Portable Multi Gas Analyzer	-	1,59,300.00	-	-	1,59,300.00	15.0%	23,895.00	1,35,405.00
61	Pulse Oximeter	3,03,890.00	-	-	-	3,03,890.00	15.0%	45,584.00	2,58,306.00
62	Radiography M/c	6,21,225.00	-	-	-	6,21,225.00	15.0%	93,184.00	5,28,041.00
63	R. O Plant for Hemodialysis Machine	-	2,30,100.00	-	-	2,30,100.00	15.0%	34,515.00	1,95,585.00
64	Rotary Shaker	11,579.00	-	-	-	11,579.00	15.0%	1,737.00	9,842.00
65	Simulators	-	-	4,41,910.00	-	4,41,910.00	7.5%	33,143.00	4,08,767.00
66	Sovina 300 Drager Ventilator A/c	14,56,875.00	-	-	-	14,56,875.00	15.0%	2,18,531.00	12,38,344.00
67	Spectrophotometer	5,69,519.43	-	-	-	5,69,519.43	15.0%	85,428.00	4,84,091.43
68	Sternum Saw Machine	-	85,315.00	-	-	85,315.00	15.0%	12,797.00	72,518.00
69	Stimulator	11,480.00	-	-	-	11,480.00	15.0%	1,722.00	9,758.00
70	Suction M/c	73,038.00	-	-	-	73,038.00	15.0%	10,956.00	62,082.00
71	Tissue Floating Bath	20,450.00	-	-	-	20,450.00	15.0%	3,068.00	17,382.00
72	Tissue Processing Machine	4,31,948.00	-	-	-	4,31,948.00	15.0%	64,792.00	3,67,156.00
73	Touch Typ M/24 Tympanometry	-	2,99,250.00	-	-	2,99,250.00	15.0%	44,888.00	2,54,362.00
74	Ultrasonic Bath	-	-	27,140.00	-	27,140.00	7.5%	2,036.00	25,104.00
75	Upright Solid Door Freezer	64,598.00	-	-	-	64,598.00	15.0%	9,690.00	54,908.00
76	Urine Analyzer U500	-	1,18,000.00	-	-	1,18,000.00	15.0%	17,700.00	1,00,300.00
77	Ventilator	16,94,968.00	-	27,345.00	-	17,22,313.00	15.0%	2,54,245.00	14,66,017.00
78	Vitek 2 Compact 30 Machine	-	-	12,00,000.00	-	12,00,000.00	7.5%	90,000.00	11,10,000.00
79	Water Bath	1,22,617.75	-	-	-	1,22,617.75	15.0%	18,393.00	1,04,224.75
80	Weighing Machine	1,50,743.53	-	-	-	1,50,743.53	15.0%	24,389.00	1,38,207.53
81	Woods Lamp	4,662.00	-	-	-	4,662.00	15.0%	699.00	3,963.00
82	X-Ray M/c	-	12,45,000.00	-	-	12,45,000.00	15.0%	1,86,750.00	10,58,250.00
	(F)	2,75,62,637.66	1,90,71,613.00	1,21,80,466.00	-	5,88,14,716.66		79,06,525.00	5,09,08,191.66

VI Office Equipments

1	Photo Frame	23,515.08	-	-	-	23,515.08	15.0%	3,527.00	19,988.08
2	Sports Articles	34,870.73	-	-	-	34,870.73	15.0%	5,231.00	29,639.73
	(G)	58,385.81	-	-	-	58,385.81		8,758.00	49,627.81

VII Plant & Machineries

1	Air Curtain	-	-	15,930.00	-	15,930.00	7.5%	1,195.00	14,735.00
2	Blood Collection Monitor	-	2,57,600.00	-	-	2,57,600.00	15.0%	38,640.00	2,18,960.00
3	Central Medical Gas System	11,80,561.77	-	-	-	11,80,561.77	40.0%	4,72,225.00	7,08,336.77
4	Central Oxygen Plant A/c	13,58,927.72	-	-	-	13,58,927.72	60.0%	8,15,357.00	5,43,570.72
5	Colposcope	-	1,28,800.00	-	-	1,28,800.00	15.0%	19,320.00	1,09,480.00
6	Computer & Printers	16,04,714.52	16,67,796.00	2,00,735.00	4,062.00	34,69,183.52	15.0%	4,90,267.00	29,63,861.52
7	Computer Software	5,76,686.34	12,744.00	13,51,616.00	-	19,41,046.34	7.5%	15,055.00	17,51,260.34
8	Distilled Water Plant	5,276.00	-	-	-	5,276.00	15.0%	791.00	4,485.00
9	Donor's Station	-	3,04,912.00	-	-	3,04,912.00	15.0%	45,737.00	2,59,175.00
10	EMG Machines	-	2,20,000.00	-	-	2,20,000.00	15.0%	33,000.00	1,87,000.00
11	Fully Automated Perimeter Machine	-	6,25,000.00	-	-	6,25,000.00	15.0%	93,750.00	5,31,250.00
12	Gas Chromatograph Mask Spectrometer	-	41,98,376.00	-	-	41,98,376.00	15.0%	6,29,756.00	35,68,620.00



13	Hemodynamic Server	35,020.00	-	-	-	35,020.00	15.0%	5,253.00	29,767.00
14	Hot Water Boiler A/c	1,12,819.00	-	-	-	1,12,819.00	15.0%	16,923.00	95,896.00
15	Pendant and Panel	-	1,19,370.00	-	-	1,19,370.00	15.0%	17,906.00	1,01,464.00
16	Pillows, Bed sheets, Mattress A/c	4,79,245.21	2,24,250.00	1,37,560.00	-	8,41,055.21	15.0%	1,05,524.00	7,25,214.21
17	Sanitary Destroyer Machine	-	16,500.00	-	-	16,500.00	7.5%	10,317.00	14,025.00
18	Water Filtration Plant A/c	13,342.00	6,77,204.00	-	-	6,90,546.00	15.0%	1,03,582.00	5,86,964.00
19	Xerox Machine	2,32,827.79	-	-	-	2,32,827.79	15.0%	34,924.00	1,97,903.79
	(H)	55,99,420.35	84,52,552.00	17,05,841.00	4,062.00	1,57,53,751.35		31,41,783.00	1,26,11,968.35

VIII Vehicles

1	Force Traveller - 1 Staffbus 3350 -MHO8A0782	10,49,903.00	-	-	-	10,49,903.00	15.0%	1,57,485.00	8,92,418.00
2	Force Traveller T1 Staff Bus- MH08AP1794	-	-	8,65,001.00	-	8,65,001.00	7.5%	64,875.00	8,00,126.00
3	Maruti Wagon- R LXI-MH08AN0896	4,07,342.00	-	-	-	4,07,342.00	15.0%	61,101.00	3,46,241.00
	VW Vento 1.6 MPI (MT) Comfortline	7,68,195.00	-	-	-	7,68,195.00	15.0%	1,15,229.00	6,52,966.00
	(I)	22,25,440.00	8,65,001.00	8,65,001.00	30,90,441.00			3,98,690.00	26,91,751.00

(A + B + C + D + E + F + G + H + I) = (J)

73,22,86,003.92	4,36,50,522.29	7,74,35,979.50	1,93,889.00	85,31,78,616.71	8,77,45,904.00	76,54,32,712.71
------------------------	-----------------------	-----------------------	--------------------	------------------------	-----------------------	------------------------



Balance sheet as at 31st March 2020

Assets		Income & Expenditure	
Furniture and Fixture	59,385,525.72	Indirect Expenses, Books, Subscription, Periodicals	2,868,816.00
Fixed Asset			
III. Furniture and Fixtures			
6. Books & other Literature	6,282,009.59		



DEAN

B.K.L. Walawalkar Rural Medical College
Alkasanwadi, Post, Sawarde
Tal. Chiplun, Dist. Ratnagiri

**SHRI VITHALRAO JOSHI CHARITIES TRUST'S
B.K.L. WALAWALKAR RURAL MEDICAL COLLEGE
BALANCE SHEET AS AT 31ST MARCH 2020**

Liabilities	Amounts		Assets	Amounts	
Capital Account		1,000,000.00	Fixed Assets		696,458,791.11
Reserves & Surplus			Cylinders	113,309.42	
Trust Fund	1,000,000.00		Electrical Equipments & Fittings	27,438,133.90	
			Furniture & Fixtures	59,385,525.72	
Loans (Liability)		810,069,904.86	Generator	5,982,462.00	
V.J.C.T. Main Trust	810,069,904.86		Land & Building	544,120,529.85	
			Machinery & Equipments	46,564,039.06	
Current Liabilities		53,913,368.16	Office Equipments	93,335.81	
Provisions	24,681,849.00		Plant & Machineries	10,473,467.35	
Duties & Taxes	2,650,276.00		Vehicles	2,287,988.00	
Sundry Creditors for Expenses	3,341,103.16		Investment		105,407.00
Sundry Creditors for Goods	1,619,851.00				
Deposits (Liability)	16,571,950.00		Current Assets		153,899,126.91
Other Current Liabilities	5,048,339.00		Deposits	171,030.00	
			Fees Receivables	125,270,337.55	
			Cash	16,970.00	
			Bank Accounts	21,065,649.36	
			Advances to Sundry Creditors	2154508	
			Prepaid Expenses	5,220,632.00	
			Advances Receivable		195,660.00
			Capital WIP		14,324,288.00
Total		864,983,273.02	Total		864,983,273.02

As per our Report of even date
For A R Page & Co
Chartered Accountants
FRN 112050W

A R Page
Proprietor
Membership No 37226
Place- Pune
Date- 25/11/2020



Shri Vithalrao Joshi Charities Trust's
B.K.L. Walawalkar Rural Medical College

(Vikas K. Walawalkar)
Managing Trustee

SHRI VITHALRAO JOSHI CHARITIES TRUST'S
B.K.L. WALAWALKAR RURAL MEDICAL COLLEGE
INCOME & EXPENDITURE ACCOUNT FOR Y.E. 31.03.2020

Particulars	Amounts		Particulars	Amounts	
Establishment Expenses		310,088,236.00	Direct Incomes		413,445,717.00
P. F. Contribution & Exp.	1,440,700.00		Tution Fees	357,151,774.00	
Honorarium	96,500.00		Devolepment Fees	30,710,919.00	
Non-Teaching Salary	62,058,697.00		Hostel Fees	25,583,024.00	
Staff Welfare	19,080.00				
Teaching Salary	246,386,149.00		Indirect Income		3,978,345.94
Uniform & Clothing	87,110.00		Admission Cancellation Fees	68,500.00	
			Admission Form Fees	427,700.00	
Maintenance Expenses		32,089,438.68	Admission Fees	150,000.00	
Annual Maintainance	2,009,802.52		Excess Mess Advance W/B	318,900.00	
Com. Annual Maint. Charges	451,055.00		Bank Interest	713,925.00	
Computer Exp	398,001.00		Boi SP Interest	1,471,506.94	
Electricity Exp	12,174,576.00		Interest on Bank FD	5,407.00	
Garden Exp	2,288,491.00		Miscelleceous Income	7,450.00	
Generator Exp	1,803,322.00		Notice	814,957.00	
Paints & Colours	3,982,419.00				
Plumbing & Sanatory	459,560.00		Sales		10,922,032.56
Repairs & Maintainance	313,104.00		Meals Sold	10,922,032.56	
Repairs & Maint. Of Building	3,701,646.16				
Repairs of Electricals	2,035,334.00				
Repairs of Machinery	847,434.00		Deficit for the year		27,649,016.72
Vehicle Exp	862,562.00				
Waste Disposable Expenses	762,132.00				
Indirect Expenses		92,078,783.54			
Bank Commission	2,666,470.54				
Book, Subscription & Periodicals	2,868,816.00				
Depreciation	84,438,161.00				
Hostel Expenses	275,647.00				
Interest On Bank Overdraft	1,829,689.00				



Particulars	Amounts		Particulars	Amounts	
Administrative Expenses		7,466,621.00			
Advertisement	293,820.00				
Affiliation Fees	1,914,004.00				
Audit Fee	177,000.00				
Inspection Fees	354,000.00				
Insurance Exp	229,900.00				
Inter Net	389,400.00				
Legal Expences	800.00				
Postage & Telephone Exp	111,097.00				
Printing & Stationery	2,073,518.00				
Rent Rate & Taxes	685,736.00				
Seminar and Exhibition Exps.	357,768.00				
Travelling Exp.	879,578.00				
Purchases & Consumables		14,272,033.00			
Consumable Materials	65,807.00				
Pathology Kits Purchase	3,277,522.00				
Meals Purchase	10,928,704.00				
Total		455,995,112.22	Total		455,995,112.22

For A R Page & Co
Chartered Accountants

FRN 112050W

A R Page

A R Page

Proprietor

Membership No 37226

Place- Pune

Date- 25/11/2020



Shri Vitthalrao Joshi Charities Trust's
B.K.L. Walawalkar Rural Medical College


Vikas K. Walawalkar

(Vikas K. Walawalkar)

Managing Trustee

**SHRI VITHALRAO JOSHI CHARITIES TRUST'S
B.K.L. WALAWALKAR RURAL MEDICAL COLLEGE
SCHEDULES FORMING PART OF THE BALANCE SHEET
AS AT 31ST MARCH 2020**

ACCOUNT NAME	YEAR ENDED 31.03.2020
Donation Towards Corpus	
Donation Towards Corpus	10,00,000.00
:: Total ::	10,00,000.00
V.J.C.T. Main Trust	
V.J.C.T. Mumbai	8100,69,904.86
:: Total ::	8100,69,904.86
Provisions	
Electricity Bills Payable	8,76,280.00
Salary Payable	235,94,529.00
Outstanding Expenses	2,11,040.00
:: Total ::	246,81,849.00
Duties & Taxes	
T.D.S. on Salary	22,17,500.00
T.D.S. on Rent	60,000.00
T.D.S. (Contractor)	32,562.00
Provident Fund Payable	3,40,214.00
:: Total ::	26,50,276.00
Sundry Creditors for Expenses	
Aarti Enterprises	31,534.00
Ameya Enterprises	3,76,488.00
Anand Chemiceutics	1,32,860.00
Cadell Auto Service	6,587.00
Chetan Paint & Hardware Mart	1,08,590.00
Epsilon Eye Care Pvt.Ltd.	15,120.00
Gandhi Auto Agencies	8,414.00
Girdharlal Agency	1,00,017.00
M/S Shivkumar Gulai Sharma	3,39,498.00
Rent Payable	5,40,000.00
Prime Waterproofing Co	3,41,530.16
Prince Laminates	2,10,329.00
Prince Plywood	5,43,074.00
Rajesh S. Bhatavdekar	1,77,185.00
Sai Enterprises	85,891.00
Shree Samarth Printing Press	1,52,482.00
Supertech Solutions	67,104.00
Wipro GE Healthcare Pvt. Ltd.	1,04,400.00
:: Total ::	33,41,103.16



ACCOUNT NAME	YEAR ENDED 31.03.2020
SUNDRY CREDITORS FOR GOODS	
Biosphere Life Sciences Pvt. Ltd.	21,482.00
Global Technologies (M)	5,70,899.00
Quality Office Equipments	5,292.00
Siddhakala Aluminium	2,28,924.00
Suhas Marble	77,500.00
Top Cool	56,370.00
Vertiv Energy Private Limited	6,59,384.00
:: Total ::	16,19,851.00
Deposits (Liability)	
Hostel Deposit	49,80,000.00
Laboratory Deposit	24,95,000.00
Library Deposit	25,01,500.00
Staff Security Deposit	65,95,450.00
:: Total ::	165,71,950.00
Other Current Liabilities	
Mess Charges Received in Advance	48,05,966.00
Advance From MUHS-Exam	2,25,873.00
Earn & Learn Scheme(MUHS)	16,500.00
:: Total ::	50,48,339.00
Deposits (Asset)	
Gass Unit Deposits	7,400.00
Security Deposit (MSEB)	1,53,630.00
Telephone Deposits	10,000.00
:: Total ::	1,71,030.00
Cash	
Cash	16,970.00
:: Total ::	16,970.00
Investment	
Fixed Deposit BOI No-142145110003940	1,05,407.00
:: Total ::	1,05,407.00
Bank Balances	
Bank of India No. 142110210000180	206,75,459.81
Bank of India, Dadar - SB 001510110009091	1,20,829.19
Bank of India No. 142110210000302	2,69,360.36
:: Total ::	210,65,649.36



ACCOUNT NAME	YEAR ENDED 31.03.2020
Advances Receivable	
Salary Advance	1,81,800.00
Wrong Debit by Bank	13,860.00
:: Total ::	1,95,660.00
Fees Receivables	
MBBS Course Fees Receivable	11,73,052.05
DMER - EBC Scholarship	339,66,040.50
E Vikas Fees Receivable	97,78,300.00
Social Welfare Department-Ratnagiri	803,52,945.00
:: Total ::	1252,70,337.55
Prepaid Expenses	
Prepaid Annual Maintainance	3,00,074.00
Prepaid Internet Expenses	3,89,400.00
Prepaid Insurence	31,158.00
Prepaid Affilation Fess	45,00,000.00
:: Total ::	52,20,632.00
Capital WIP	
Fire Fighting System (WIP)	22,17,468.00
Capital WIP - Building	121,06,820.00
:: Total ::	143,24,288.00
Advances to Sundry Creditors	
Creative Books & Periodicals Pvt. Ltd.	21,54,508.00
:: Total ::	21,54,508.00



SHRI VITHALRAO JOSHI CHARITIES TRUST'S B.K.L. WALAWALKAR RURAL MEDICAL COLLEGE
SCHEDULE OF FIXED ASSET AS ON 31.03.2020

SR. NO.	DESCRIPTION OF ASSET	OPENING BALANCE	ADDITION DURING YEAR		SALE DURING THE YEAR	TOTAL	RATE OF DEP.	DEP. ALLOW- BLE	CLOSING BALANCE
			1/4/19 to 30/9/19	1/10/19 to 31/3/20					
A	B	C	F	G	H	I = (E+F+G-H)	J	K	L
I Land & Building									
1	College Building	604,578,366.85	-	-	-	604,578,366.85	10.0%	60,457,837.00	544,120,529.85
	(A)	604,578,366.85	-	-	-	604,578,366.85		60,457,837.00	544,120,529.85
I Cylinders									
1	Cylinders O2/ CO2	25,871.42	-	-	-	25,871.42	15.0%	3,881.00	21,990.42
2	Fire Fighting Equipments	21,760.00	-	77,500.00	-	99,260.00	15.0% 7.5%	3,264.00 5,813.00	90,183.00
3	Gas Unit	1,336.00	-	-	-	1,336.00	15.0%	200.00	1,136.00
	(B)	48,967.42	-	77,500.00	-	126,467.42		13,158.00	113,309.42
II Electrical Equipments & Fittings									
1	Air Conditioners	3,558,743.86	387,783.00	80,016.00	-	4,026,542.86	15.0% 7.5%	591,979.00 6,001.00	3,428,562.86
2	Air Conditioning Plant	82,345.00	-	-	-	82,345.00	15.0%	12,352.00	69,993.00
3	Biometric Attendance System	145,338.59	184,626.00	55,932.00	-	385,896.59	15.0% 7.5%	49,495.00 4,195.00	332,206.59
4	Canteen Exhaust Chimney	10,398.00	-	-	-	10,398.00	15.0%	1,560.00	8,838.00
5	C.C.Tv Camera Systems A/c	1,979,488.42	34,185.00	11,328.00	-	2,025,001.42	15.0% 7.5%	302,051.00 850.00	1,722,100.42
6	Ceiling Fans	63,657.00	-	-	-	63,657.00	15.0%	9,549.00	54,108.00
7	Clock	13,631.10	-	-	-	13,631.10	15.0%	2,045.00	11,586.10
8	Dust Extractor	8,118.20	-	-	-	8,118.20	15.0%	1,218.00	6,900.20
9	DVD Player	3,670.56	-	-	-	3,670.56	15.0%	551.00	3,119.56
10	Electrical AutoChangeovers	440,322.00	531,000.00	-	-	971,322.00	15.0%	145,698.00	825,624.00
11	Electrical Equipments & Fittings A/c	2,129,541.00	-	-	-	2,129,541.00	15.0%	319,431.00	1,810,110.00
12	Electrical Fittings A/c	920,425.00	-	-	-	920,425.00	15.0%	138,064.00	782,361.00
13	EPABX Systems A/c	756,008.76	-	-	-	756,008.76	15.0%	113,401.00	642,607.76
14	Exhaust Fan	90,738.26	-	-	-	90,738.26	15.0%	13,611.00	77,127.26
15	Fan	111,851.60	-	-	-	111,851.60	15.0%	16,778.00	95,073.60
16	Fan (Ceiling, Exhaust Etc.)	902,928.64	-	471,882.00	-	1,374,810.64	15.0% 7.5%	135,439.00 35,391.00	1,203,980.64
17	Flying Insect Killer Machine	7,422.00	-	-	-	7,422.00	15.0%	1,113.00	6,309.00
18	Geyser	89,212.00	-	-	-	89,212.00	15.0%	13,382.00	75,830.00
19	Harmony Visitor	21,889.00	-	-	-	21,889.00	15.0%	3,283.00	18,606.00
20	H. T. Line Errection & 315 Kva T/F Errection	566,298.00	-	-	-	566,298.00	15.0%	84,945.00	481,353.00
21	LCD, OH Projector	856,545.99	27,500.00	-	-	884,045.99	15.0%	132,607.00	751,438.99
22	L T Feeder Pillar	51,126.00	-	-	-	51,126.00	15.0%	7,669.00	43,457.00
23	Mixer & Grinder	20,905.00	-	-	-	20,905.00	15.0%	3,136.00	17,769.00
24	Mobile Hand Set	6,937.00	-	-	-	6,937.00	15.0%	1,041.00	5,896.00
25	Pumps & Motors (ASTP Plant)	100,036.00	-	-	-	100,036.00	15.0%	15,005.00	85,031.00
26	Refrigerators	1,431,451.58	31,000.00	-	-	1,462,451.58	15.0%	219,368.00	1,243,083.58
27	Siemens Systems for Lab	532,875.02	-	-	-	532,875.02	15.0%	79,931.00	452,944.02
28	Solar Water Heating Systems	5,149,301.90	-	1,376,250.00	-	6,525,551.90	15.0%	772,395.00	5,649,937.90



SR. NO.	DESCRIPTION OF ASSET	OPENING BALANCE	ADDITION DURING YEAR		SALE DURING THE YEAR	TOTAL	RATE OF DEP.	DEP. ALLOW- BLE	CLOSING BALANCE
			1/4/19 to 30/9/19	1/10/19 to 31/3/20					
							7.5%	103,219.00	
29	Sound Systems	426,890.54	191,396.00	-	-	618,286.54	15.0%	92,743.00	525,543.54
30	Speaker, Mike, Amplifier A/c	115,185.00	-	-	-	115,185.00	15.0%	17,278.00	97,907.00
31	Stabilizer	734,892.54	3,100.00	168,000.00	-	905,992.54	15.0%	110,699.00	782,693.54
							7.5%	12,600.00	
32	Storage Tank	142,963.07	-	-	-	142,963.07	15.0%	21,444.00	121,519.07
33	Street Light	247,386.01	-	-	-	247,386.01	15.0%	37,108.00	210,278.01
34	Telephone Instruments A/c	15,568.00	-	-	-	15,568.00	15.0%	2,335.00	13,233.00
35	Television A/c	650,749.00	174,192.00	-	-	824,941.00	15.0%	123,741.00	701,200.00
36	Tube Lights, Bulbs Etc.	363,715.03	-	-	-	363,715.03	15.0%	54,557.00	309,158.03
37	UPS, Battery , UPS with Battery A/c	1,057,286.88	14,856.00	831,160.00	-	1,903,302.88	15.0%	160,821.00	1,680,144.88
							7.5%	62,337.00	
38	UPS & UPS with Battery	4,913.00	-	-	-	4,913.00	15.0%	737.00	4,176.00
39	Vaccum Cleaner	30,670.97	-	-	-	30,670.97	15.0%	4,601.00	26,069.97
40	Vedioconferencing System	625,060.91	-	-	-	625,060.91	15.0%	93,759.00	531,301.91
41	Water Cooler	99,659.57	32,500.00	-	-	132,159.57	15.0%	19,824.00	112,335.57
42	Water Pump A/c	219,323.60	21,396.00	119,422.00	-	360,141.60	15.0%	36,108.00	315,076.60
							7.5%	8,957.00	
43	Water Purifier	52,836.00	-	-	-	52,836.00	15.0%	7,925.00	44,911.00
44	Wires & Cables Materials A/c	2,065,240.25	254,634.00	-	-	2,319,874.25	15.0%	347,981.00	1,971,893.25
45	X-Ray Viewing Box	81,992.05	17,700.00	-	-	99,692.05	15.0%	14,954.00	84,738.05
	(C)	26,985,537.90	1,905,868.00	3,113,990.00	-	32,005,395.90		4,567,262.00	27,438,133.90

III Furniture & Fixtures

1	Automatic Scrubber Drier (For Cleaning)	286,740.00	-	-	-	286,740.00	10.0%	28,674.00	258,066.00
2	Body Storage Tank	64,277.00	-	-	-	64,277.00	10.0%	6,428.00	57,849.00
3	Beds, Coach, Sofa Sets	6,480,335.22	91,757.00	629,201.00	-	7,201,293.22	10.0%	657,209.00	6,512,624.22
							5.0%	31,460.00	
4	Bench & Desks	1,086,400.50	-	-	-	1,086,400.50	10.0%	108,640.00	977,760.50
5	Board A/c	1,720,522.08	569,211.00	-	-	2,289,733.08	10.0%	228,973.00	2,060,760.08
6	Book Shelf Partition	11,194.00	-	-	-	11,194.00	10.0%	1,119.00	10,075.00
7	Books & Other Literature	6,282,009.59	118,053.00	312,021.00	-	6,712,083.59	10.0%	640,006.00	6,056,476.59
							5.0%	15,601.00	
8	Chairs	3,933,920.02	-	313,600.00	-	4,247,520.02	10.0%	393,392.00	3,838,448.02
							5.0%	15,680.00	
9	Charts	79,460.00	-	-	-	79,460.00	10.0%	7,946.00	71,514.00
10	Cupboard, Cabinet, Showcase Etc.	16,354,321.22	416,406.00	248,749.00	-	17,019,476.22	10.0%	1,677,073.00	15,329,966.22
							5.0%	12,437.00	
11	Curtain Track with Ceiling Hangers	288,778.00	-	-	-	288,778.00	10.0%	28,878.00	259,900.00
12	Digital Camera	543,170.26	-	-	-	543,170.26	10.0%	54,317.00	488,853.26
13	Dissection Tables	560,804.65	-	-	-	560,804.65	10.0%	56,080.00	504,724.65
14	Dummy Models	1,226,802.93	-	-	-	1,226,802.93	10.0%	122,680.00	1,104,122.93
15	Education Aid	747,858.86	-	-	-	747,858.86	10.0%	74,786.00	673,072.86
16	Examination Table	387,786.13	-	-	-	387,786.13	10.0%	38,779.00	349,007.13
17	Foot Step, Staircase, Stage, Slope	3,112.00	-	-	-	3,112.00	10.0%	311.00	2,801.00
18	Furniture & Fixtures A/c	1,791,698.00	-	-	-	1,791,698.00	10.0%	179,170.00	1,612,528.00
19	Hostel Bed	478,880.60	-	-	-	478,880.60	10.0%	47,888.00	430,992.60
20	Hydraulic Operation Table	15,133.00	-	-	-	15,133.00	10.0%	1,513.00	13,620.00
21	IV Stand	14,304.00	-	-	-	14,304.00	10.0%	1,430.00	12,874.00

SR. NO.	DESCRIPTION OF ASSET	OPENING BALANCE	ADDITION DURING YEAR		SALE DURING THE YEAR	TOTAL	RATE OF DEP.	DEP. ALLOW- -BLE	CLOSING BALANCE
			1/4/19 to 30/9/19	1/10/19 to 31/3/20					
22	Laboratory Set Up	3,001,165.00	-	-	-	3,001,165.00	10.0%	300,117.00	2,701,048.00
23	Laboratory Storage Cabinets	663,707.62	-	-	-	663,707.62	10.0%	66,371.00	597,336.62
24	Mirror & Frames	22,996.90	-	-	-	22,996.90	10.0%	2,300.00	20,696.90
25	Mirror, Frames & Glass	202,439.00	-	-	-	202,439.00	10.0%	20,244.00	182,195.00
26	Multipurpose Cart	130,571.00	-	-	-	130,571.00	10.0%	13,057.00	117,514.00
27	Plastic Furniture	840,509.21	-	-	-	840,509.21	10.0%	84,051.00	756,458.21
28	Racks	2,150,963.01	139,240.00	451,128.00	-	2,741,331.01	10.0% 5.0%	229,020.00 22,556.00	2,489,755.01
29	Rods	156,043.00	-	-	-	156,043.00	10.0%	15,604.00	140,439.00
30	Rolling Shutter A/c	9,128.00	-	-	-	9,128.00	10.0%	913.00	8,215.00
31	Security Cabin	193,657.07	-	-	-	193,657.07	10.0%	19,366.00	174,291.07
32	Sign Board	134,916.96	-	-	-	134,916.96	10.0%	13,492.00	121,424.96
33	Stands	375,717.41	-	-	-	375,717.41	10.0%	37,572.00	338,145.41
34	Stools	1,478,304.27	-	-	-	1,478,304.27	10.0%	147,830.00	1,330,474.27
35	Tables	8,373,101.46	524,766.00	955,104.00	-	9,852,971.46	10.0% 5.0%	889,787.00 47,755.00	8,915,429.46
36	Trolleys, Stretchers	498,368.00	311,917.00	91,986.00	-	902,271.00	10.0% 5.0%	81,029.00 4,599.00	816,643.00
37	Utencils A/c (RMC)	54,915.75	-	-	-	54,915.75	10.0%	5,492.00	49,423.75
	(D)	60,644,011.72	2,171,350.00	3,001,789.00	-	65,817,150.72		6,431,625.00	59,385,525.72

IV Generator

1	Generator Set (Cummins Make 125KVA DG Set)	861,169.00	-	-	-	861,169.00	15.0%	129,175.00	731,994.00
2	Synchronisation of DG Set	6,053,121.00	123,900.00	-	-	6,177,021.00	15.0%	926,553.00	5,250,468.00
	(E)	6,914,290.00	123,900.00	-	-	7,038,190.00		1,055,728.00	5,982,462.00

V Machinery & Equipments

1	Acrylic Jars	507,417.24	-	-	-	507,417.24	15.0%	76,113.00	431,304.24
2	Dental Instruments A/c	78,911.00	22,768.00	-	-	101,679.00	15.0%	15,252.00	86,427.00
3	Forensic Instruments	71,920.01	-	-	-	71,920.01	15.0%	10,788.00	61,132.01
4	Hot Air Sterilizer	1,306.00	-	-	-	1,306.00	15.0%	196.00	1,110.00
5	Laboratory Instruments	10,111,182.19	3,192.00	-	-	10,114,374.19	15.0%	1,517,156.00	8,597,218.19
6	Laparoscopy Instruments A/c	216,482.00	-	-	-	216,482.00	15.0%	32,472.00	184,010.00
7	Mannequins	-	504,909.00	86,730.00	-	591,639.00	15.0% 7.5%	75,736.00 6,505.00	509,398.00
8	Ophthalmic Ultrasound Scanner	-	-	201,600.00	-	201,600.00	7.5%	15,120.00	186,480.00
9	Ophthalmic Instruments A/c	301,266.00	6,160.00	51,072.00	-	358,498.00	15.0% 7.5%	46,114.00 3,830.00	308,554.00
10	Orthopaedic Instruments	6,290.00	1,029,999.00	-	-	1,036,289.00	15.0%	155,443.00	880,846.00
11	Physiotherapy Instruments	156,410.34	33,540.00	28,080.00	-	218,030.34	15.0% 7.5%	28,493.00 2,106.00	187,431.34
12	Surgical Instruments A/c	2,128,398.32	37,783.00	65,873.40	-	2,232,054.72	15.0% 7.5%	324,927.00 4,941.00	1,902,186.72
13	Urology Instruments A/c	110,439.00	-	166,432.00	-	276,871.00	15.0% 7.5%	16,566.00 12,482.00	247,823.00
14	Anatomy Instruments & Equipments	333,918.56	-	-	-	333,918.56	15.0%	50,088.00	283,830.56
15	Anesthesia Apparatus (Ruebens)	185,993.00	-	-	-	185,993.00	15.0%	27,899.00	158,094.00
16	Autoclave M/c.	138,522.74	-	-	-	138,522.74	15.0%	20,778.00	117,744.74
17	Automated Hematology Slide Stainer Stainz	191,250.00	-	-	-	191,250.00	15.0%	28,688.00	162,562.00



SR. NO.	DESCRIPTION OF ASSET	OPENING BALANCE	ADDITION DURING YEAR		SALE DURING THE YEAR	TOTAL	RATE OF DEP.	DEP. ALLOW-BLE	CLOSING BALANCE
			1/4/19 to 30/9/19	1/10/19 to 31/3/20					
18	Bedside Monitor	591,597.00	-	-	-	591,597.00	15.0%	88,740.00	502,857.00
19	Bedside Monitor (BPL)	1,156,000.00	-	-	-	1,156,000.00	15.0%	173,400.00	982,600.00
20	Biochemistry Instruments	644,709.73	-	-	-	644,709.73	15.0%	96,706.00	548,003.73
21	Cautery Machine	177,128.00	20,160.00	-	-	197,288.00	15.0%	29,593.00	167,695.00
22	Centrifuge Machine A/c	267,527.91	-	-	-	267,527.91	15.0%	40,129.00	227,398.91
23	Colorimeter	107,335.34	-	-	-	107,335.34	15.0%	16,100.00	91,235.34
24	Defibrillator Monitor	1,309,422.00	-	-	-	1,309,422.00	15.0%	196,413.00	1,113,009.00
25	Digital Diagnostic Audiometer - 5%	52,657.00	-	-	-	52,657.00	15.0%	7,899.00	44,758.00
26	Digital Lontophoresis Machine	8,806.00	-	-	-	8,806.00	15.0%	1,321.00	7,485.00
27	Digital PH Meter	87,980.00	-	-	-	87,980.00	15.0%	13,197.00	74,783.00
28	Digital Physiograph	255,249.00	-	-	-	255,249.00	15.0%	38,287.00	216,962.00
29	Digital Pocket Dosimeter	-	-	12,390.00	-	12,390.00	7.5%	929.00	11,461.00
30	Digital Thermometer	6,303.00	-	-	-	6,303.00	15.0%	945.00	5,358.00
31	Digital Weighing Scales	180,340.33	-	-	-	180,340.33	15.0%	27,051.00	153,289.33
32	ECG Machine	259,038.61	-	-	-	259,038.61	15.0%	38,856.00	220,182.61
33	EEG Machine	103,600.00	-	-	-	103,600.00	15.0%	15,540.00	88,060.00
34	Electrophoresis Unitt	31,836.00	-	-	-	31,836.00	15.0%	4,775.00	27,061.00
35	Fabius Plus Anesthesia Machine (Draeger) A/c	1,327,594.00	-	-	-	1,327,594.00	15.0%	199,139.00	1,128,455.00
36	Fetal Doppler	4,610.00	-	-	-	4,610.00	15.0%	692.00	3,918.00
37	Flame Photometer	103,381.54	-	-	-	103,381.54	15.0%	15,507.00	87,874.54
38	Fogging M/c	21,737.00	-	-	-	21,737.00	15.0%	3,261.00	18,476.00
39	Gastro Videoscope	1,718,370.00	-	-	-	1,718,370.00	15.0%	257,756.00	1,460,614.00
40	Haemoglobinometer Sets	7,925.00	-	-	-	7,925.00	15.0%	1,189.00	6,736.00
41	Head Light for ENT	331,520.00	-	-	-	331,520.00	15.0%	49,728.00	281,792.00
42	Heat Pump	1,224,717.14	-	-	-	1,224,717.14	15.0%	183,708.00	1,041,009.14
43	Hematology Analyzer Sysmex	786,250.00	-	-	-	786,250.00	15.0%	117,938.00	668,312.00
44	Hemodialysis Machine	1,344,890.00	627,200.00	-	-	1,972,090.00	15.0%	295,814.00	1,676,276.00
45	High Pressure Jet E-130 Roots	-	-	171,782.00	-	171,782.00	7.5%	12,884.00	158,898.00
46	Hot Air Oven	122,094.00	-	-	-	122,094.00	15.0%	18,314.00	103,780.00
47	Incubator	204,619.38	-	50,400.00	-	255,019.38	15.0% 7.5%	30,693.00 3,780.00	220,546.38
48	Infusion Pump	107,299.00	-	-	-	107,299.00	15.0%	16,095.00	91,204.00
49	Lamps, Slit Lamps Etc.	1,385.21	-	-	-	1,385.21	15.0%	208.00	1,177.21
50	Laryngoscope	67,048.00	-	-	-	67,048.00	15.0%	10,057.00	56,991.00
51	Lead Partition with Glass	112,106.00	-	-	-	112,106.00	15.0%	16,816.00	95,290.00
52	Lights for Operation Theatre	187,661.00	-	-	-	187,661.00	15.0%	28,149.00	159,512.00
53	Liquid Nitrogen Cryo Mini 300 MI	8,366.00	-	-	-	8,366.00	15.0%	1,255.00	7,111.00
54	Lithotrip M/c	-	50,400.00	-	-	50,400.00	15.0%	7,560.00	42,840.00
55	Medical Equipments	95,724.57	-	-	-	95,724.57	15.0%	14,359.00	81,365.57
56	Megasurg (High Frequency Radio Surgery Unit)	15,457.00	-	-	-	15,457.00	15.0%	2,319.00	13,138.00
57	Microscope	11,308,151.19	-	-	-	11,308,151.19	15.0%	1,696,223.00	9,611,928.19
58	Microtome M/c	12,706.00	-	-	-	12,706.00	15.0%	1,906.00	10,800.00
59	Minivac-Crystal Free Micro Dermabrasion	-	80,000.00	-	-	80,000.00	15.0%	12,000.00	68,000.00
60	Mortuary Cabinet	659,293.00	-	-	-	659,293.00	15.0%	98,894.00	560,399.00
61	Opration Theater Table A/c	93,084.00	45,430.00	-	-	138,514.00	15.0%	20,777.00	117,737.00
62	Paraffin Wax Bath	5,930.52	-	-	-	5,930.52	15.0%	890.00	5,040.52
63	Patient Warming System 775	79,900.00	-	-	-	79,900.00	15.0%	11,985.00	67,915.00
64	Phototherapy Unit (CFL Double Surface)	688,629.00	-	-	-	688,629.00	15.0%	103,294.00	585,335.00
65	Physiology Instruments	2,385,893.08	85,008.00	-	-	2,470,901.08	15.0%	370,635.00	2,100,266.08




SR. NO.	DESCRIPTION OF ASSET	OPENING BALANCE	ADDITION DURING YEAR		SALE DURING THE YEAR	TOTAL	RATE OF DEP.	DEP. ALLOW-BLE	CLOSING BALANCE
			1/4/19 to 30/9/19	1/10/19 to 31/3/20					
66	Portable Multi Gas Analyzer	135,405.00	-	-	-	135,405.00	15.0%	20,311.00	115,094.00
67	Pulse Oximeter	258,306.00	-	-	-	258,306.00	15.0%	38,746.00	219,560.00
68	Radiography M/c	528,041.00	-	-	-	528,041.00	15.0%	79,206.00	448,835.00
69	R. O. Plant for Hemodialysis Machine	195,585.00	-	-	-	195,585.00	15.0%	29,338.00	166,247.00
70	Rotary Shaker	9,842.00	-	-	-	9,842.00	15.0%	1,476.00	8,366.00
71	Simulators	408,767.00	-	-	-	408,767.00	15.0%	61,315.00	347,452.00
72	Sovina 300 Drager Ventilator A/c	1,238,344.00	-	-	-	1,238,344.00	15.0%	185,752.00	1,052,592.00
73	Spectrophotometer	484,091.43	-	-	-	484,091.43	15.0%	72,614.00	411,477.43
74	Spiegelseries Phototherapy Wholebody Unit	-	-	350,000.00	-	350,000.00	7.5%	26,250.00	323,750.00
75	Sternum Saw Machine	72,518.00	-	-	-	72,518.00	15.0%	10,878.00	61,640.00
76	Stimulator	9,758.00	-	-	-	9,758.00	15.0%	1,464.00	8,294.00
77	Suction M/c	62,082.00	-	-	-	62,082.00	15.0%	9,312.00	52,770.00
78	Tissue Floating Bath	17,382.00	-	-	-	17,382.00	15.0%	2,607.00	14,775.00
79	Tissue Processing Machine	367,156.00	-	-	-	367,156.00	15.0%	55,073.00	312,083.00
80	Touch Tymp MI24 Tympanometry	254,362.00	-	-	-	254,362.00	15.0%	38,154.00	216,208.00
81	Ultrasonic Bath	25,104.00	-	-	-	25,104.00	15.0%	3,766.00	21,338.00
82	Upright Solid Door Freezer	54,908.00	-	-	-	54,908.00	15.0%	8,236.00	46,672.00
83	Urine Analyzer U500	100,300.00	-	-	-	100,300.00	15.0%	15,045.00	85,255.00
84	Ventilator	1,466,017.00	-	-	-	1,466,017.00	15.0%	219,903.00	1,246,114.00
85	Vitek 2 Compact 30 Machine	1,110,000.00	-	-	-	1,110,000.00	15.0%	166,500.00	943,500.00
86	Water Bath	104,224.75	-	-	-	104,224.75	15.0%	15,634.00	88,590.75
87	Weighing Machine	138,207.53	-	34,574.00	-	172,781.53	15.0% 7.5%	20,731.00 2,593.00	149,457.53
88	Woods Lamp	3,963.00	-	-	-	3,963.00	15.0%	594.00	3,369.00
89	X-Ray M/c	1,058,250.00	-	-	-	1,058,250.00	15.0%	158,738.00	899,512.00
(F)		50,908,191.66	2,546,549.00	1,218,933.40	-	54,673,674.06		8,109,635.00	46,564,039.06

VI Office Equipments

1	Laser Barcode Scanner	-	-	55,300.00	-	55,300.00	7.5%	4,148.00	51,152.00
2	Photo Frame	19,988.08	-	-	-	19,988.08	15.0%	2,998.00	16,990.08
3	Sports Articles	29,639.73	-	-	-	29,639.73	15.0%	4,446.00	25,193.73
(G)		49,627.81	-	55,300.00	-	104,927.81		11,592.00	93,335.81

VII Plant & Machineries

1	Air Curtain	14,735.00	-	-	-	14,735.00	15.0%	2,210.00	12,525.00
2	Blood Collection Monitor	218,960.00	-	-	-	218,960.00	15.0%	32,844.00	186,116.00
3	Central Medical Gas System	708,336.77	-	-	-	708,336.77	15.0%	106,251.00	602,085.77
4	Central Oxygen Plant A/c	543,570.72	-	-	-	543,570.72	15.0%	81,536.00	462,034.72
5	Colposcope	109,480.00	-	-	-	109,480.00	15.0%	16,422.00	93,058.00
6	Computer & Printers	2,963,861.52	358,682.00	249,843.00	-	3,572,386.52	40.0% 20.0%	1,329,017.00 49,969.00	2,193,400.52
7	Computer Software	1,751,260.34	28,000.00	497,870.00	-	2,277,130.34	40.0% 20.0%	711,704.00 99,574.00	1,465,852.34
8	Distilled Water Plant	4,485.00	-	-	-	4,485.00	15.0%	673.00	3,812.00
9	Donor's Station	259,175.00	-	-	-	259,175.00	15.0%	38,876.00	220,299.00
10	EMG Machines	187,000.00	-	-	-	187,000.00	15.0%	28,050.00	158,950.00
11	Fully Automated Perimeter Machine	531,250.00	-	-	-	531,250.00	15.0%	79,688.00	451,562.00
12	Gas Chromatograph Mask Spectrometer	3,568,620.00	-	-	-	3,568,620.00	15.0%	535,293.00	3,033,327.00
13	Grass Cutting Machine	-	-	46,000.00	-	46,000.00	7.5%	3,450.00	42,550.00



SR. NO.	DESCRIPTION OF ASSET	OPENING BALANCE	ADDITION DURING YEAR		SALE DURING THE YEAR	TOTAL	RATE OF DEP.	DEP. ALLOW-ABLE	CLOSING BALANCE
			1/4/19 to 30/9/19	1/10/19 to 31/3/20					
14	Hemodynamic Server	29,767.00	-	-	-	29,767.00	15.0%	4,465.00	25,302.00
15	Hot Water Boiler A/c	95,896.00	-	-	-	95,896.00	15.0%	14,384.00	81,512.00
16	Pendant and Panel	101,464.00	-	-	-	101,464.00	15.0%	15,220.00	86,244.00
17	Pillows, Bedsheets, Mattress A/c	725,214.21	55,565.00	13,100.00	-	793,879.21	15.0% 7.5%	117,117.00 983.00	675,779.21
18	Sanitary Destroyer Machine	14,025.00	-	-	-	14,025.00	15.0%	2,104.00	11,921.00
18	Water Filtration Plant A/c	586,964.00	-	-	-	586,964.00	15.0%	88,045.00	498,919.00
19	Xerox Machine	197,903.79	-	-	-	197,903.79	15.0%	29,686.00	168,217.79
	(H)	12,611,968.35	442,247.00	806,813.00	-	13,861,028.35		3,387,561.00	10,473,467.35

VIII Vehicles

1	Force Traveller - 1 Staffbus 3350 -MH08A0782	892,418.00	-	-	-	892,418.00	15.0%	133,863.00	758,555.00
2	Force Traveller T1 Staff Bus- MH08AP1794	800,126.00	-	-	-	800,126.00	15.0%	120,019.00	680,107.00
3	Maruti Wagon- R LXI-MH08AN0896	346,241.00	-	-	-	346,241.00	15.0%	51,936.00	294,305.00
4	VW Vento 1.6 MPI (MT) Comfortline	652,966.00	-	-	-	652,966.00	15.0%	97,945.00	555,021.00
	(I)	2,691,751.00	-	-	-	2,691,751.00		403,763.00	2,287,988.00

(A + B + C + D + E + F + G + H + I) = (J)		765,432,712.71	7,189,914.00	8,274,325.40	-	780,896,952.11		84,438,161.00	696,458,791.11
---	--	----------------	--------------	--------------	---	----------------	--	---------------	----------------



Balance sheet as at 31st March 2021

Assets		Income & Expenditure	
Furniture and Fixture	6,29,62,010.72	Indirect Expenses, Books, Subscription, Periodicals	29,91,370.20
Fixed Asset			
III. Furniture and Fixtures			
6. Books & other Literature	60,56,476.59		



DEAN

B.K.L. Wajawakar Rural Medical College
At Kasarwadi, Post. Savarda
Tal. Chitplun, Dist. Raigarh

**SHRI VITHALRAO JOSHI CHARITIES TRUST'S
B.K.L. WALAWALKAR RURAL MEDICAL COLLEGE
BALANCE SHEET AS AT 31ST MARCH 2021**

Liabilities	Amounts		Assets	Amounts	
Capital Account		10,00,000.00	Fixed Assets		67,40,88,696.99
Reserves & Surplus			Cylinders	1,06,136.42	
Trust Fund	10,00,000.00		Electrical Equipments & Fittings	3,24,36,774.74	
			Furniture & Fixtures	6,29,62,010.72	
Loans (Liability)		87,40,97,753.16	Generator	50,85,093.00	
V.J.C.T. Main Trust	87,40,97,753.16		Land & Building	48,97,08,476.85	
			Machinery & Equipments	4,93,03,381.10	
Current Liabilities		9,01,44,405.00	Office Equipments	79,334.81	
Provisions	5,02,36,918.00		Plant & Machinerics	3,24,62,699.35	
Duties & Taxes	40,98,363.00		Vehicles	19,44,790.00	
Sundry Creditors for Expenses	37,58,165.00		Investment		1,11,538.00
Sundry Creditors for Goods	27,97,930.00				
Deposits (Liability)	1,86,43,950.00		Current Assets		27,85,02,576.17
Other Current Liabilities	1,06,09,079.00		Deposits	1,71,030.00	
			Fees Receivables	18,40,42,381.33	
			Cash	36,855.00	
			Bank Accounts	8,83,82,506.90	
			Advances Receivable	1,89,800.00	
			Advances to Sundry Creditors	14,07,215.94	
			Prepaid Expenses	42,72,787.00	
			Capital WIP		1,25,39,347.00
Total		96,52,42,158.16	Total		96,52,42,158.16

As per our Report of even date
For A R Page & Co
Chartered Accountants

FRN 112050W

A R Page
Proprietor

Membership No 37226

VDIN-22037226AAAAA B3766



Place- Pune

Date- 05/01/2022

Shri Vithalrao Joshi Charities Trust's
B.K.L. Walawalkar Rural Medical College

(Signature)
(Vikas K. Walawalkar)
Managing Trustee

SHRI VITHALRAO JOSHI CHARITIES TRUST'S
B.K.L. WALAWALKAR RURAL MEDICAL COLLEGE
INCOME & EXPENDITURE ACCOUNT FOR Y.E. 31.03.2021

Particulars	Amounts		Particulars	Amounts	
Establishment Expenses		32,89,40,788.40	Direct Incomes		50,77,91,184.00
P. F. Contribution & Exp.	20,67,581.00		Tution Fees	45,14,11,515.00	
Honorarium	20,40,000.00		Devolepment Fees	3,57,75,741.00	
Medical Help for Employee	10,86,907.00		Hostel Fees	2,06,03,928.00	
Non-Teaching Salary	5,33,87,157.00				
Staff Welfare	11,58,515.40				
Gratuity	2,81,48,357.00				
Stipend Expenses	1,42,61,817.00				
Teaching Salary	22,67,50,881.00		Indirect Income		61,94,601.97
Uniform & Clothing	39,573.00		Admission Cancellation Fees	53,500.00	
			Admission Form Fees	4,49,400.00	
Maintenance Expenses		3,73,91,577.14	Admission Fees	1,50,000.00	
Annual Maintainance	24,69,300.70		Excess Mess Advance W/B	27,68,392.59	
Com. Annual Maint. Charges	3,44,355.00		Interest on Bank F.D.	6,459.00	
Computer Exp	6,79,698.00		Bank Interest	71,768.00	
Electricity Exp	93,00,950.00		Boi SP Interest	11,90,600.66	
Fire Fighting Charges	15,930.00		Miscelleceous Income	6,840.72	
Garden Exp	33,79,163.00		Notice	14,97,641.00	
Generator Exp	15,70,612.00				
Paints & Colours	45,71,491.00		Sales		46,79,953.60
Plumbing & Sanatory	8,70,649.00		Meals Sold	46,79,953.60	
Repairs & Maintainance	3,56,529.44				
Repairs & Maint. Of Building	86,17,952.00				
Repairs of Electricals	28,77,434.00				
Repairs of Machinery	8,53,694.00				
Vehicle Exp	6,22,945.00				
Waste Disposable Expenses	8,60,874.00				
Indirect Expenses		8,32,66,627.61			
Bank Charges	1,522.08				
Bank Commission	67,015.33				
Book, Subscription & Periodicals	29,91,370.20				
Depreciation	8,02,06,720.00				



Particulars	Amounts		Particulars	Amounts	
Administrative Expenses		1,18,82,085.00			
Advertisement	1,94,655.00				
Affiliation Fees	68,43,148.00				
Audit Fee	1,77,000.00				
Office Exp	22,390.00				
Insurance Exp	73,923.00				
Inter Net	3,89,400.00				
Prize Distribution	5,250.00				
Postage & Telephone Exp	46,543.00				
Printing & Stationery	24,38,936.00				
Rent Rate & Taxes	6,85,256.00				
Seminar and Exhibition Exps.	3,21,731.00				
Travelling Exp.	6,69,853.00				
Registration Fees Paid	14,000.00				
Purchases & Consumables		84,85,695.00			
Transport Charges	1,20,540.00				
Pathology Kits Purchase	37,25,600.00				
Gas Purchase	5,987.00				
Meals Purchase	46,21,947.00				
Snacks Purchase	11,621.00				
Excess Income Over Expenditure		4,86,98,966.42			
Total		51,86,65,739.57	Total		51,86,65,739.57

As per our Report of even date

For A R Page & Co

Chartered Accountants

FRN 112050W

A R Page

Proprietor

Membership No 37226



Place- Pune

Date- 05/01/2022

Shri Vitthalrao Joshi Charities Trust's
B.K.L. Walawalkar Rural Medical College

(Vikas K. Walawalkar)

Managing Trustee

V DIT-22037226 AAAAAB3766

**SHRI VITHALRAO JOSHI CHARITIES TRUST'S
B.K.L. WALAWALKAR RURAL MEDICAL COLLEGE
SCHEDULES FORMING PART OF THE BALANCE SHEET
AS AT 31ST MARCH 2021**

ACCOUNT NAME	YEAR ENDED 31.03.2021
Donation Towards Corpus	
Donation Towards Corpus	10,00,000.00
:: Total ::	10,00,000.00
V.J.C.T. Main Trust	
V.J.C.T. Mumbai	87,40,97,753.16
:: Total ::	87,40,97,753.16
Provisions	
Electricity Bills Payable	4,52,670.00
Salary Payable	1,97,69,414.00
Stipend Payable	18,66,477.00
Gratuity Payable	2,81,48,357.00
:: Total ::	5,02,36,918.00
Duties & Taxes	
T.D.S. on Salary	36,38,000.00
T.D.S. on Rent	45,000.00
T.D.S (Honorarium)	56,000.00
T.D.S. (Contractor)	14,467.00
Provident Fund Payable	3,44,896.00
:: Total ::	40,98,363.00
Sundry Creditors for Expenses	
Angad Gangadhar Gite	23,600.00
Cadell Auto Service	19,224.00
Dashmesh Roadlines	6,320.00
Dir Trucking Pvt. Ltd.	14,775.00
Jayshree Hardware & Paints	4,16,000.00
Lim bani Traders	25,287.00
Modi Enterprises (India)	4,55,430.00
M/S Shivkumar Gulai Sharma	2,61,171.00
Olympus Medical Systems India Private Limited	3,42,857.00
Prabha Enterprises	2,97,015.00
Prince Laminates	10,80,003.00
Shruti Mangal Caterers	2,689.00
Vaishnavi Electricals And Engineers	8,13,794.00
:: Total ::	37,58,165.00



ACCOUNT NAME	YEAR ENDED 31.03.2021
SUNDRY CREDITORS FOR GOODS	
Amson Biomed Pvt Ltd	95,536.00
Bright Corporation	4,99,597.00
ERBE Medical India Private Limited	6,25,000.00
Instruments and Chemicals Pvt. Ltd.	51,469.00
Mahalaxmi Steel Centre	80,559.00
Medirail Systems	2,64,028.00
Prince Ply Agency Pvt Ltd	8,64,338.00
Supra Security Systems	53,690.00
Top Cool	2,63,713.00
:: Total ::	27,97,930.00
Deposits (Liability)	
Hostel Deposit	58,30,000.00
Laboratory Deposit	26,47,000.00
Library Deposit	31,96,500.00
Staff Security Deposit	69,70,450.00
:: Total ::	1,86,43,950.00
Other Current Liabilities	
Mess Charges Received in Advance	1,00,07,885.00
Advance From MUHS-Exam	5,22,194.00
Earn & Learn Scheme(MUHS)	49,000.00
MUHS Eligibility Fees	30,000.00
:: Total ::	1,06,09,079.00
Deposits (Asset)	
Gass Unit Deposits	7,400.00
Security Deposit (MSEB)	1,53,630.00
Telephone Deposits	10,000.00
:: Total ::	1,71,030.00
Cash	
Cash	36,855.00
:: Total ::	36,855.00
Investment	
Fixed Deposit BOI No-142145110003940	1,11,538.00
:: Total ::	1,11,538.00



ACCOUNT NAME	YEAR ENDED 31.03.2021
Bank Balances	
Bank of India No. 142110210000180	8,73,18,712.16
Bank of India, Dadar - SB 001510110009091	1,48,207.62
Bank of India No. 142110210000302	9,15,587.12
:: Total ::	8,83,82,506.90
Advances Receivable	
Salary Advance	1,89,800.00
:: Total ::	1,89,800.00
Fees Receivables	
MBBS Course Fees Receivable	1,14,49,845.83
MD/MS Course Fees Receivable	5,22,600.00
DMER - EBC Scholarship	4,31,06,857.50
E Vikas Fees Receivable	2,03,87,003.50
Social Welfare Department-Ratnagiri	10,85,76,074.50
:: Total ::	18,40,42,381.33
Prepaid Expenses	
Prepaid Annual Maintainance	1,84,301.00
Pre Paid Exp. (Comprehensive Maintenance)	18,585.00
Prepaid Computer Expenses	97,901.00
Prepaid Affiliation Fess	39,72,000.00
:: Total ::	42,72,787.00
Capital WIP	
Capital WIP - Building	1,25,39,347.00
:: Total ::	1,25,39,347.00
Advances to Sundry Creditors Expenses	
Creative Books & Periodicals Pvt. Ltd.	7,70,525.80
Delhi Dermatology Group	10,000.00
Max Tech Broadband Pvt Ltd	2,20,020.00
:: Total ::	10,00,545.80
Advances to Sundry Creditors Goods	
Crompton Greaves Consumer Electricals Ltd.	6,083.14
Draeger India Private Limited	39,147.00
Midmark India Pvt. Ltd.	1,27,444.00
SEM Trainers and Systems	88,996.00
Spire Automation and Innovation India	1,45,000.00
:: Total ::	4,06,670.14




SHRI VITHALRAO JOSHI CHARITIES TRUST'S B.K.L. WALAWALKAR RURAL MEDICAL COLLEGE
SCHEDULE OF FIXED ASSET AS ON 31.03.2021

SR. NO.	DESCRIPTION OF ASSET	OPENING BALANCE	ADDITION DURING YEAR		SALE DURING THE YEAR	TOTAL	RATE OF DEP.	DEP. ALLOW-BLE	CLOSING BALANCE
			1/4/20 to 30/9/20	1/10/20 to 31/3/21					
A	B	C	F	G	H	I = (E+F+G-H)	J	K	L
I	Land & Building								
1	College Building	54,41,20,529.85	-	-	-	54,41,20,529.85	10.0%	5,44,12,053.00	48,97,08,476.85
	(A)	54,41,20,529.85	-	-	-	54,41,20,529.85		5,44,12,053.00	48,97,08,476.85
I	Cylinders								
1	Cylinders O2/ CO2	21,990.42	-	10,620.00	-	32,610.42	15.0%	3,299.00	28,514.42
2	Fire Fighting Equipments	90,183.00	-	-	-	90,183.00	15.0%	13,527.00	76,656.00
3	Gas Unit	1,136.00	-	-	-	1,136.00	15.0%	170.00	966.00
	(B)	1,13,309.42	-	10,620.00	-	1,23,929.42		17,793.00	1,06,136.42
II	Electrical Equipments & Fittings								
1	Air Conditioners	34,28,562.86	48,100.00	20,20,838.00	-	54,97,500.86	15.0%	5,21,499.00	48,24,438.86
2	Air Conditioning Plant	69,993.00	-	-	-	69,993.00	15.0%	10,499.00	59,494.00
3	Biometric Attendance System	3,32,206.59	-	-	-	3,32,206.59	15.0%	49,831.00	2,82,375.59
4	Canteen Exhaust Chimney	8,838.00	-	-	-	8,838.00	15.0%	1,326.00	7,512.00
5	C.C.Tv Camera Systems A/c	17,22,100.42	-	5,07,545.00	-	22,29,645.42	15.0%	2,58,315.00	19,33,264.42
6	Ceiling Fans	54,108.00	-	3,33,756.86	-	3,87,864.86	15.0%	8,116.00	3,54,716.86
7	Clock	11,586.10	-	-	-	11,586.10	15.0%	1,738.00	9,848.10
8	Compressor A/c	-	-	4,04,740.00	-	4,04,740.00	7.5%	30,356.00	3,74,384.00
9	Dust Extractor	6,900.20	-	-	-	6,900.20	15.0%	1,035.00	5,865.20
10	DVD Player	3,119.56	-	-	-	3,119.56	15.0%	468.00	2,651.56
11	Electrical AutoChangeovers	8,25,624.00	-	-	-	8,25,624.00	15.0%	1,23,844.00	7,01,780.00
12	Electrical Equipments & Fittings A/c	18,10,110.00	-	-	-	18,10,110.00	15.0%	2,71,517.00	15,38,593.00
13	Electrical Fittings A/c	7,82,361.00	-	-	-	7,82,361.00	15.0%	1,17,354.00	6,65,007.00
14	Electric Control Panel	-	-	8,44,626.40	-	8,44,626.40	7.5%	63,347.00	7,81,279.40
15	EPABX Systems A/c	6,42,607.76	-	-	-	6,42,607.76	15.0%	96,391.00	5,46,216.76
16	Exhaust Fan	77,127.26	-	-	-	77,127.26	15.0%	11,569.00	65,558.26
17	Fan	95,073.60	-	-	-	95,073.60	15.0%	14,261.00	80,812.60
18	Fan (Ceiling, Exhaust Etc.)	12,03,980.64	-	-	-	12,03,980.64	15.0%	1,80,597.00	10,23,383.64
19	Flying Insect Killer Machine	6,309.00	-	-	-	6,309.00	15.0%	946.00	5,363.00
20	Geyser	75,830.00	-	-	-	75,830.00	15.0%	11,375.00	64,455.00
21	Harmony Visitor	18,606.00	-	-	-	18,606.00	15.0%	2,791.00	15,815.00
22	H. T. Line Errection & 315 Kva T/F Errection	4,81,353.00	-	-	-	4,81,353.00	15.0%	72,203.00	4,09,150.00
23	LCD, OH Projector	7,51,438.99	-	-	-	7,51,438.99	15.0%	1,12,716.00	6,38,722.99
24	L T Feeder Pillar	43,457.00	-	-	-	43,457.00	15.0%	6,519.00	36,938.00
25	Mixer & Grinder	17,769.00	-	-	-	17,769.00	15.0%	2,665.00	15,104.00
26	Mobile Hand Set	5,896.00	-	10,000.00	-	15,896.00	15.0%	884.00	14,262.00
27	Pumps & Motors (ASTP Plant)	85,031.00	2,91,550.00	-	-	3,76,581.00	15.0%	56,487.00	3,20,094.00
28	Refrigerators	12,43,083.58	-	65,900.00	-	13,08,983.58	15.0%	1,86,463.00	11,17,577.58

SR. NO.	DESCRIPTION OF ASSET	OPENING BALANCE	ADDITION DURING YEAR		SALE DURING THE YEAR	TOTAL	RATE OF DEP.	DEP. ALLOW- -BLE	CLOSING BALANCE
			1/4/20 to 30/9/20	1/10/20 to 31/3/21					
							7.5%	4,943.00	
29	Siemens Systems for Lab	4,52,944.02	-	-	-	4,52,944.02	15.0%	67,942.00	3,85,002.02
30	Solar Water Heating Systems	56,49,937.90	-	17,82,825.00	-	74,32,762.90	15.0%	8,47,491.00	64,51,559.90
							7.5%	1,33,712.00	
31	Sound Systems	5,25,543.54	-	-	-	5,25,543.54	15.0%	78,832.00	4,46,711.54
32	Speaker, Mike, Amplifier A/c	97,907.00	-	12,980.00	-	1,10,887.00	15.0%	14,686.00	95,227.00
							7.5%	974.00	
33	Stabilizer	7,82,693.54	-	-	-	7,82,693.54	15.0%	1,17,404.00	6,65,289.54
34	Storage Tank	1,21,519.07	-	-	-	1,21,519.07	15.0%	18,228.00	1,03,291.07
35	Street Light	2,10,278.01	-	-	-	2,10,278.01	15.0%	31,542.00	1,78,736.01
36	Telephone Instruments A/c	13,233.00	-	-	-	13,233.00	15.0%	1,985.00	11,248.00
37	Television A/c	7,01,200.00	-	-	-	7,01,200.00	15.0%	1,05,180.00	5,96,020.00
38	Transformer Set	-	-	24,03,138.00	-	24,03,138.00	7.5%	1,80,235.00	22,22,903.00
39	Tube Lights, Bulbs Etc.	3,09,158.03	-	48,065.48	-	3,57,223.51	15.0%	46,374.00	3,07,244.51
							7.5%	3,605.00	
40	UPS, Battery , UPS with Battery A/c	16,80,144.88	55,848.00	3,57,904.00	-	20,93,896.88	15.0%	2,60,399.00	18,06,654.88
							7.5%	26,843.00	
41	UPS & UPS with Battery	4,176.00	-	-	-	4,176.00	15.0%	626.00	3,550.00
42	Vaccum Cleaner	26,069.97	-	-	-	26,069.97	15.0%	3,910.00	22,159.97
43	Vedioconferencing System	5,31,301.91	-	-	-	5,31,301.91	15.0%	79,695.00	4,51,606.91
44	Water Cooler	1,12,335.57	-	-	-	1,12,335.57	15.0%	16,850.00	95,485.57
45	Water Pump A/c	3,15,076.60	-	-	-	3,15,076.60	15.0%	47,261.00	2,67,815.60
46	Water Purifier	44,911.00	-	3,13,000.00	-	3,57,911.00	15.0%	6,737.00	3,27,699.00
							7.5%	23,475.00	
47	Wires & Cables Materials A/c	19,71,893.25	1,22,499.10	2,72,051.00	-	23,66,443.35	15.0%	3,14,159.00	20,31,880.35
							7.5%	20,404.00	
48	X-Ray Viewing Box	84,738.05	-	-	-	84,738.05	15.0%	12,711.00	72,027.05
	(C)	2,74,38,133.90	5,17,997.10	93,77,369.74	-	3,73,33,500.74		48,96,726.00	3,24,36,774.74

III Furniture & Fixtures

1	Automatic Scrubber Drier (For Cleaning)	2,58,066.00	-	1,23,900.00	-	3,81,966.00	10.0%	25,807.00	3,49,964.00
							5.0%	6,195.00	
2	Bady Storage Tank	57,849.00	-	-	-	57,849.00	10.0%	5,785.00	52,064.00
3	Beds, Coach, Sofa Sets	65,12,624.22	-	-	-	65,12,624.22	10.0%	6,51,262.00	58,61,362.22
4	Bench & Desks	9,77,760.50	-	1,34,366.00	-	11,12,126.50	10.0%	97,776.00	10,07,632.50
							5.0%	6,718.00	
5	Board A/c	20,60,760.08	-	-	-	20,60,760.08	10.0%	2,06,076.00	18,54,684.08
6	Book Shelf Partition	10,075.00	-	-	-	10,075.00	10.0%	1,008.00	9,067.00
7	Books & Other Literature	60,56,476.59	-	47,756.00	-	61,04,232.59	10.0%	6,05,648.00	54,96,196.59
							5.0%	2,388.00	
8	Chairs	38,38,448.02	-	61,875.00	-	39,00,323.02	10.0%	3,83,845.00	35,13,384.02
							5.0%	3,094.00	
9	Charts	71,514.00	-	-	-	71,514.00	10.0%	7,151.00	64,363.00
10	Cupboard, Cabinet, Showcase Etc.	1,53,29,966.22	-	19,12,750.00	-	1,72,42,716.22	10.0%	15,32,997.00	1,56,14,081.22
							5.0%	95,638.00	
11	Curtain Track with Ceiling Hangers	2,59,900.00	-	4,58,166.00	-	7,18,066.00	10.0%	25,990.00	6,69,168.00
							5.0%	22,908.00	
12	Digital Camera	4,88,853.26	-	-	-	4,88,853.26	10.0%	48,885.00	4,39,968.26
13	Dissection Tables	5,04,724.65	-	89,314.00	-	5,94,038.65	10.0%	50,472.00	5,39,100.65



SR. NO.	DESCRIPTION OF ASSET	OPENING BALANCE	ADDITION DURING YEAR		SALE DURING THE YEAR	TOTAL	RATE OF DEP.	DEP. ALLOW-BLE	CLOSING BALANCE
			1/4/20 to 30/9/20	1/10/20 to 31/3/21					
14	Dummy Models	11,04,122.93	-	-	-	11,04,122.93	5.0%	4,466.00	9,93,710.93
15	Education Aid	6,73,072.86	-	-	-	6,73,072.86	10.0%	67,307.00	6,05,765.86
16	Examination Table	3,49,007.13	19,708.00	-	-	3,68,715.13	10.0%	36,872.00	3,31,843.13
17	Foot Step, Staircase, Stage, Slope	2,801.00	-	-	-	2,801.00	10.0%	280.00	2,521.00
18	Furniture & Fixtures A/c	16,12,528.00	-	34,00,871.00	-	50,13,399.00	10.0%	1,61,253.00	46,82,102.00
19	Hostel Bed	4,30,992.60	-	-	-	4,30,992.60	10.0%	43,099.00	3,87,893.60
20	Hydraulic Operation Table	13,620.00	-	-	-	13,620.00	10.0%	1,362.00	12,258.00
21	IV Stand	12,874.00	-	-	-	12,874.00	10.0%	1,287.00	11,587.00
22	Laboratory Set Up	27,01,048.00	-	-	-	27,01,048.00	10.0%	2,70,105.00	24,30,943.00
23	Laboratory Storage Cabinets	5,97,336.62	-	-	-	5,97,336.62	10.0%	59,734.00	5,37,602.62
24	Mirror & Frames	20,696.90	-	-	-	20,696.90	10.0%	2,070.00	18,626.90
25	Mirror, Frames & Glass	1,82,195.00	-	-	-	1,82,195.00	10.0%	18,220.00	1,63,975.00
26	Multipurpose Cart	1,17,514.00	-	-	-	1,17,514.00	10.0%	11,751.00	1,05,763.00
27	Plastic Furniture	7,56,458.21	-	-	-	7,56,458.21	10.0%	75,646.00	6,80,812.21
28	Racks	24,89,755.01	-	22,500.00	-	25,12,255.01	10.0%	2,48,976.00	22,62,154.01
29	Rods	1,40,439.00	-	-	-	1,40,439.00	10.0%	14,044.00	1,26,395.00
30	Rolling Shutter A/c	8,215.00	-	-	-	8,215.00	10.0%	822.00	7,393.00
31	Security Cabin	1,74,291.07	-	-	-	1,74,291.07	10.0%	17,429.00	1,56,862.07
32	Sign Board	1,21,424.96	-	-	-	1,21,424.96	10.0%	12,142.00	1,09,282.96
33	Stands	3,38,145.41	-	-	-	3,38,145.41	10.0%	33,815.00	3,04,330.41
34	Stools	13,30,474.27	-	-	-	13,30,474.27	10.0%	1,33,047.00	11,97,427.27
35	Tables	89,15,429.46	4,70,158.00	24,19,200.00	-	1,18,04,787.46	10.0%	9,38,559.00	1,07,45,268.46
36	Trolleys, Stretchers	8,16,643.00	-	8,81,049.00	-	16,97,692.00	10.0%	1,20,960.00	15,71,976.00
37	Utencils A/c (RMC)	49,423.75	-	-	-	49,423.75	10.0%	4,942.00	44,481.75
		5,93,85,525.72	4,89,866.00	95,51,747.00	-	6,94,27,138.72		64,65,128.00	6,29,62,010.72
		(D)							
IV Generator									
1	Generator Set (Cummins Make 125KVA DG Set)	7,31,994.00	-	-	-	7,31,994.00	15.0%	1,09,799.00	6,22,195.00
2	Synchronisation of DG Set	52,50,468.00	-	-	-	52,50,468.00	15.0%	7,87,570.00	44,62,898.00
		59,82,462.00	-	-	-	59,82,462.00		8,97,369.00	50,85,093.00
		(E)							
V Machinery & Equipments									
1	Acrylic Jars	4,31,304.24	-	68,409.00	-	4,99,713.24	15.0%	64,696.00	4,29,886.24
2	Dental Instruments A/c	86,427.00	-	-	-	86,427.00	7.5%	5,131.00	73,463.00
3	Forensic Instruments	61,132.01	-	-	-	61,132.01	15.0%	12,964.00	51,962.01
4	Hot Air Sterilizer	1,110.00	-	-	-	1,110.00	15.0%	167.00	943.00
5	Laboratory Instruments	85,97,218.19	-	2,68,215.00	-	88,65,433.19	15.0%	12,89,583.00	75,55,734.19
6	Laparoscopy Instruments A/c	1,84,010.00	-	-	-	1,84,010.00	7.5%	20,116.00	1,56,408.00
7	Mannequins	5,09,398.00	-	12,58,959.00	-	17,68,357.00	15.0%	27,602.00	15,97,525.00
8	Ophthalmic Ultrasound Scanner	1,86,480.00	-	-	-	1,86,480.00	15.0%	76,410.00	1,58,508.00
9	Ophthalmic Instruments A/c	3,08,554.00	-	-	-	3,08,554.00	7.5%	94,422.00	2,62,271.00

SR. NO.	DESCRIPTION OF ASSET	OPENING BALANCE	ADDITION DURING YEAR		SALE DURING THE YEAR	TOTAL	RATE OF DEP.	DEP. ALLOW-BLE	CLOSING BALANCE
			1/4/20 to 30/9/20	1/10/20 to 31/3/21					
10	Orthopaedic Instruments	8,80,846.00	-	-	-	8,80,846.00	15.0%	1,32,127.00	7,48,719.00
11	Physiotherapy Instruments	1,87,431.34	-	-	-	1,87,431.34	15.0%	28,115.00	1,59,316.34
12	Plexygom Instrument	-	1,01,543.00	-	-	1,01,543.00	15.0%	15,231.00	86,312.00
13	Surgical Instruments A/c	19,02,186.72	-	-	-	19,02,186.72	15.0%	2,85,328.00	16,16,858.72
14	Urology Instruments A/c	2,47,823.00	-	-	-	2,47,823.00	15.0%	37,173.00	2,10,650.00
15	Anatomy Instruments & Equipments	2,83,830.56	-	-	-	2,83,830.56	15.0%	42,575.00	2,41,255.56
16	Anesthesia Apparatus (Ruebens)	1,58,094.00	-	-	-	1,58,094.00	15.0%	23,714.00	1,34,380.00
17	Autoclave M/c.	1,17,744.74	-	-	-	1,17,744.74	15.0%	17,662.00	1,00,082.74
18	Automated Hematology Slide Stainer Stainz	1,62,562.00	-	-	-	1,62,562.00	15.0%	24,384.00	1,38,178.00
19	Bedside Monitor	5,02,857.00	-	-	-	5,02,857.00	15.0%	75,429.00	4,27,428.00
20	Bedside Monitor (BPL)	9,82,600.00	-	-	-	9,82,600.00	15.0%	1,47,390.00	8,35,210.00
21	Biochemistry Instruments	5,48,003.73	-	-	-	5,48,003.73	15.0%	82,201.00	4,65,802.73
22	Cautery Machine	1,67,695.00	-	12,50,000.00	-	14,17,695.00	15.0%	25,154.00	12,98,791.00
23	Centrifuge Machine A/c	2,27,398.91	-	-	-	2,27,398.91	15.0%	34,110.00	1,93,288.91
24	Colorimeter	91,235.34	-	12,744.00	-	1,03,979.34	15.0%	13,685.00	89,338.34
25	Defibrillator Monitor	11,13,009.00	-	-	-	11,13,009.00	15.0%	1,66,951.00	9,46,058.00
26	Digital Diagnostic Audiometer - 5%	44,758.00	-	-	-	44,758.00	15.0%	6,714.00	38,044.00
27	Digital Lontophoresis Machine	7,485.00	-	-	-	7,485.00	15.0%	1,123.00	6,362.00
28	Digital PH Meter	74,783.00	-	19,647.00	-	94,430.00	15.0%	11,217.00	81,739.00
29	Digital Physiograph	2,16,962.00	-	-	-	2,16,962.00	15.0%	32,544.00	1,84,418.00
30	Digital Pocket Dosimeter	11,461.00	-	-	-	11,461.00	15.0%	1,719.00	9,742.00
31	Digital Thermometer	5,358.00	-	-	-	5,358.00	15.0%	804.00	4,554.00
32	Digital Video Camera	-	-	1,96,600.00	-	1,96,600.00	7.5%	14,745.00	1,81,855.00
33	Digital Weighing Scales	1,53,289.33	-	-	-	1,53,289.33	15.0%	22,993.00	1,30,296.33
34	ECG Machine	2,20,182.61	-	-	-	2,20,182.61	15.0%	33,027.00	1,87,155.61
35	EEG Machine	88,060.00	-	-	-	88,060.00	15.0%	13,209.00	74,851.00
36	Electrophoresis Unit	27,061.00	-	-	-	27,061.00	15.0%	4,059.00	23,002.00
37	Fabius Plus Anesthesia Machine (Draeger) A/c	11,28,455.00	-	-	-	11,28,455.00	15.0%	1,69,268.00	9,59,187.00
38	Fedders Dehumidifier	-	34,500.00	-	-	34,500.00	15.0%	5,175.00	29,325.00
39	Fetal Doppler	3,918.00	-	-	-	3,918.00	15.0%	588.00	3,330.00
40	Flame Photometer	87,874.54	-	-	-	87,874.54	15.0%	13,181.00	74,693.54
41	Fogging M/c	18,476.00	-	-	-	18,476.00	15.0%	2,771.00	15,705.00
42	Gastro Videoscope	14,60,614.00	-	-	-	14,60,614.00	15.0%	2,19,092.00	12,41,522.00
43	Haemoglobinometer Sets	6,736.00	-	-	-	6,736.00	15.0%	1,010.00	5,726.00
44	Head Light for ENT	2,81,792.00	-	-	-	2,81,792.00	15.0%	42,269.00	2,39,523.00
45	Heat Pump	10,41,009.14	-	-	-	10,41,009.14	15.0%	1,56,151.00	8,84,858.14
46	Hematology Analyzer Sysmex	6,68,312.00	-	-	-	6,68,312.00	15.0%	1,00,247.00	5,68,065.00
47	Hemodialysis Machine	16,76,276.00	-	-	-	16,76,276.00	15.0%	2,51,441.00	14,24,835.00
48	High Pressure Jet E-130 Roots	1,58,898.00	-	-	-	1,58,898.00	15.0%	23,835.00	1,35,063.00
49	Hot Air Oven	1,03,780.00	-	-	-	1,03,780.00	15.0%	15,567.00	88,213.00
50	Incubator	2,20,546.38	-	2,00,000.00	-	4,20,546.38	15.0%	33,082.00	3,72,464.38
51	Infusion Pump	91,204.00	-	2,70,000.00	-	3,61,204.00	15.0%	13,681.00	3,27,273.00
52	Lamps, Silt Lamps Etc.	1,177.21	-	-	-	1,177.21	7.5%	20,250.00	1,000.21
53	Laryngoscope	56,991.00	-	-	-	56,991.00	15.0%	8,549.00	48,442.00

SR. NO.	DESCRIPTION OF ASSET	OPENING BALANCE	ADDITION DURING YEAR		SALE DURING THE YEAR	TOTAL	RATE OF DEP.	DEP. ALLOW-BLE	CLOSING BALANCE
			1/4/20 to 30/9/20	1/10/20 to 31/3/21					
53	Lead Partition with Glass	95,290.00	-	-	-	95,290.00	15.0%	14,294.00	80,996.00
54	Lights for Operation Theatre	1,59,512.00	-	-	-	1,59,512.00	15.0%	23,927.00	1,35,585.00
55	Liquid Nitrogen Cryo Mini 300 MI	7,111.00	-	-	-	7,111.00	15.0%	1,067.00	6,044.00
56	Lithotrip M/c	42,840.00	-	-	-	42,840.00	15.0%	6,426.00	36,414.00
57	Matrix Serological Pipet Filler, White 9501	-	56,465.00	-	-	56,465.00	15.0%	8,470.00	47,995.00
58	Medical Equipments	81,365.57	-	-	-	81,365.57	15.0%	12,205.00	69,160.57
59	Megasurg (High Frequency Radio Surgery Unit)	13,138.00	-	-	-	13,138.00	15.0%	1,971.00	11,167.00
60	Microscope	96,11,928.19	-	-	-	96,11,928.19	15.0%	14,41,789.00	81,70,139.19
61	Microtome M/c	10,800.00	-	-	-	10,800.00	15.0%	1,620.00	9,180.00
62	Minivac-Crystal Free Micro Dermabrasion	68,000.00	-	-	-	68,000.00	15.0%	10,200.00	57,800.00
63	Mortuary Cabinet	5,60,399.00	-	-	-	5,60,399.00	15.0%	84,060.00	4,76,339.00
64	Nephroscope	-	-	2,13,500.00	-	2,13,500.00	7.5%	16,013.00	1,97,487.00
65	Operation Theater Table A/c	1,17,737.00	-	-	-	1,17,737.00	15.0%	17,661.00	1,00,076.00
66	Oxylog VE 300 Transport Ventilator	-	-	7,33,753.00	-	7,33,753.00	7.5%	55,031.00	6,78,722.00
67	Pace Maker	-	-	2,44,233.04	-	2,44,233.04	7.5%	18,317.00	2,25,916.04
68	Paraffin Wax Bath	5,040.52	-	-	-	5,040.52	15.0%	756.00	4,284.52
69	Patient Warming System 775	67,915.00	-	-	-	67,915.00	15.0%	10,187.00	57,728.00
70	Phillips ETCO2 Monitor	-	-	11,03,200.00	-	11,03,200.00	7.5%	82,740.00	10,20,460.00
71	Phototherapy Unit (CFL Double Surface)	5,85,335.00	-	-	-	5,85,335.00	15.0%	87,800.00	4,97,535.00
72	Physiology Instruments	21,00,266.08	-	45,320.00	-	21,45,586.08	15.0%	3,15,040.00	18,27,147.08
73	Portable Multi Gas Analyzer	1,15,094.00	-	-	-	1,15,094.00	15.0%	17,264.00	97,830.00
74	Pulse Oximeter	2,19,560.00	-	1,35,000.00	-	3,54,560.00	15.0%	32,934.00	3,11,501.00
75	Radiography M/c	4,48,835.00	-	-	-	4,48,835.00	15.0%	67,325.00	3,81,510.00
76	R. O. Plant for Hemodialysis Machine	1,66,247.00	-	-	-	1,66,247.00	15.0%	24,937.00	1,41,310.00
77	Rotary Shaker	8,366.00	-	-	-	8,366.00	15.0%	1,255.00	7,111.00
78	Simulators	3,47,452.00	-	-	-	3,47,452.00	15.0%	52,118.00	2,95,334.00
79	Sovina 300 Drager Ventilator A/c	10,52,592.00	-	-	-	10,52,592.00	15.0%	1,57,889.00	8,94,703.00
80	Spectrophotometer	4,11,477.43	-	-	-	4,11,477.43	15.0%	61,722.00	3,49,755.43
81	Spiegelseries Phototherapy Wholebody Unit	3,23,750.00	-	-	-	3,23,750.00	15.0%	48,563.00	2,75,187.00
82	Steriliser M/c	-	-	7,90,305.00	-	7,90,305.00	7.5%	59,273.00	7,31,032.00
83	Sternum Saw Machine	61,640.00	-	-	-	61,640.00	15.0%	9,246.00	52,394.00
84	Stimulator	8,294.00	-	-	-	8,294.00	15.0%	1,244.00	7,050.00
85	Stress Test Machine (Spandan)	-	-	1,23,200.00	-	1,23,200.00	7.5%	9,240.00	1,13,960.00
86	Suction M/c	52,770.00	-	-	-	52,770.00	15.0%	7,916.00	44,854.00
87	Syringe Pump	-	4,69,200.00	-	-	4,69,200.00	15.0%	70,380.00	3,98,820.00
88	Tissue Floating Bath	14,775.00	-	-	-	14,775.00	15.0%	2,216.00	12,559.00
89	Tissue Processing Machine	3,12,083.00	-	-	-	3,12,083.00	15.0%	46,812.00	2,65,271.00
90	Touch Tymp MI24 Tympanometry	2,16,208.00	-	-	-	2,16,208.00	15.0%	32,431.00	1,83,777.00
91	Tube Sealer	-	-	1,27,008.00	-	1,27,008.00	7.5%	9,526.00	1,17,482.00
92	Ultrasonic Bath	21,338.00	-	-	-	21,338.00	15.0%	3,201.00	18,137.00
93	Ultrasound System	-	-	4,50,000.00	-	4,50,000.00	7.5%	33,750.00	4,16,250.00
94	Upright Solid Door Freezer	46,672.00	-	-	-	46,672.00	15.0%	7,001.00	39,671.00
95	Uretero-Renoscope	-	-	2,64,961.00	-	2,64,961.00	7.5%	19,872.00	2,45,089.00
96	Urine Analyzer U500	85,255.00	-	-	-	85,255.00	15.0%	12,788.00	72,467.00
97	Ventilator	12,46,114.00	-	-	-	12,46,114.00	15.0%	1,86,917.00	10,59,197.00
98	Vertical Laminar Air Flow	-	1,43,109.00	-	-	1,43,109.00	15.0%	21,466.00	1,21,643.00
99	Video Duodenoscope	-	-	12,00,000.00	-	12,00,000.00	7.5%	90,000.00	11,10,000.00

SR. NO.	DESCRIPTION OF ASSET	OPENING BALANCE	ADDITION DURING YEAR		SALE DURING THE YEAR	TOTAL	RATE OF DEP.	DEP. ALLOW-BLE	CLOSING BALANCE
			1/4/20 to 30/9/20	1/10/20 to 31/3/21					
100	Vitek 2 Compact 30 Machine	9,43,500.00	-	-	-	9,43,500.00	15.0%	1,41,525.00	8,01,975.00
101	Washer & Reader	-	8,04,850.00	-	-	8,04,850.00	15.0%	1,20,728.00	6,84,122.00
102	Water Bath	88,590.75	-	-	-	88,590.75	15.0%	13,289.00	75,301.75
103	Weighing Machine	1,49,457.53	-	58,174.00	-	2,07,631.53	15.0%	22,419.00	1,80,849.53
104	Woods Lamp	3,369.00	-	-	-	3,369.00	15.0%	505.00	2,864.00
105	X-Ray M/c	8,99,512.00	-	-	-	8,99,512.00	15.0%	1,34,927.00	7,64,585.00
	(F)	4,65,64,039.06	16,09,667.00	90,33,228.04	-	5,72,06,934.10		79,03,553.00	4,93,03,381.10

VI Office Equipments

1	Laser Barcode Scanner	51,152.00	-	-	-	51,152.00	15.0%	7,673.00	43,479.00
2	Photo Frame	16,990.08	-	-	-	16,990.08	15.0%	2,549.00	14,441.08
3	Sports Articles	25,193.73	-	-	-	25,193.73	15.0%	3,779.00	21,414.73
	(G)	93,335.81	-	-	-	93,335.81		14,001.00	79,334.81

VII Plant & Machineries

1	Air Curtain	12,525.00	-	-	-	12,525.00	15.0%	1,879.00	10,646.00
2	Blood Collection Monitor	1,86,116.00	-	-	-	1,86,116.00	15.0%	27,917.00	1,58,199.00
3	Bubble Cpap Unit	-	3,00,000.00	-	-	3,00,000.00	7.5%	22,500.00	2,77,500.00
4	Central Medical Gas System	6,02,085.77	-	5,37,826.00	-	11,39,911.77	15.0%	90,313.00	10,09,261.77
5	Central Oxygen Plant-A/c	4,62,034.72	-	-	-	4,62,034.72	15.0%	69,305.00	3,92,729.72
6	Colposcope	93,058.00	-	-	-	93,058.00	15.0%	13,959.00	79,099.00
7	Computer & Printers	21,93,400.52	4,21,900.00	24,81,894.00	-	50,97,194.52	40.0%	10,46,120.00	35,54,695.52
8	Computer Software	14,65,852.34	-	22,42,000.00	-	37,07,852.34	40.0%	5,86,341.00	26,73,111.34
9	Distilled Water Plant	3,812.00	-	-	-	3,812.00	15.0%	572.00	3,240.00
10	Donor's Station	2,20,299.00	-	-	-	2,20,299.00	15.0%	33,045.00	1,87,254.00
11	EMG Machines	1,58,950.00	-	-	-	1,58,950.00	15.0%	23,843.00	1,35,107.00
12	Fire Fighting Systems	-	-	1,92,67,659.00	-	1,92,67,659.00	7.5%	14,45,074.00	1,78,22,585.00
13	Fully Automated Perimeter Machine	4,51,562.00	-	-	-	4,51,562.00	15.0%	67,734.00	3,83,828.00
14	Gas Chromatograph Mask Spectrometer	30,33,327.00	-	-	-	30,33,327.00	15.0%	4,54,999.00	25,78,328.00
15	Graphnet TS With VSTD Ventilator	-	10,69,600.00	-	-	10,69,600.00	7.5%	80,220.00	9,89,380.00
16	Grass Cutting Machine	42,550.00	-	71,500.00	-	1,14,050.00	15.0%	6,383.00	1,02,304.00
17	HD15 Acquisition Control PCB	-	-	2,10,000.00	-	2,10,000.00	7.5%	15,750.00	1,94,250.00
18	Hemodynamic Server	25,302.00	-	-	-	25,302.00	15.0%	3,795.00	21,507.00
19	High Flow O2 Therapy Unit	-	3,30,152.00	-	-	3,30,152.00	7.5%	24,761.00	3,05,391.00
20	HI-90-Int-230 Continental Europe Hotline	-	-	95,200.00	-	95,200.00	7.5%	7,140.00	88,060.00
21	Hot Water Boiler A/c	81,512.00	-	-	-	81,512.00	15.0%	12,227.00	69,285.00
22	L1-Cw-220v Level 1 Connective Warmer-220	-	-	78,400.00	-	78,400.00	7.5%	5,880.00	72,520.00
23	Pendant and Panel	86,244.00	-	-	-	86,244.00	15.0%	12,937.00	73,307.00
24	Pillows, Bedsheets, Mattress A/c	6,75,779.21	-	-	-	6,75,779.21	15.0%	1,01,367.00	5,74,412.21
25	Portable Sealer	-	-	1,40,000.00	-	1,40,000.00	7.5%	10,500.00	1,29,500.00
26	Sanitary Destroyer Machine	11,921.00	-	-	-	11,921.00	15.0%	1,788.00	10,133.00
27	Water Filtration Plant A/c	4,98,919.00	-	-	-	4,98,919.00	15.0%	74,838.00	4,24,081.00
28	Xerox Machine	1,68,217.79	-	-	-	1,68,217.79	15.0%	25,233.00	1,42,984.79
	(H)	1,04,73,467.35	4,21,900.00	2,68,24,231.00	-	3,77,19,598.35		52,56,899.00	3,24,62,699.35

SR. NO.	DESCRIPTION OF ASSET	OPENING BALANCE	ADDITION DURING YEAR		SALE DURING THE YEAR	TOTAL	RATE OF DEP.	DEP. ALLOW- BLE	CLOSING BALANCE
			1/4/20 to 30/9/20	1/10/20 to 31/3/21					
VIII Vehicles									
1	Force Traveller - 1 Staffbus 3350 -MHO8A0782	7,58,555.00	-	-	-	7,58,555.00	15.0%	1,13,783.00	6,44,772.00
2	Force Traveller T1 Staff Bus- MH08AP1794	6,80,107.00	-	-	-	6,80,107.00	15.0%	1,02,016.00	5,78,091.00
3	Maruti Wagon- R LXI-MH08AN0896	2,94,305.00	-	-	-	2,94,305.00	15.0%	44,146.00	2,50,159.00
4	VW Vento 1.6 MPI (MT) Comfortline	5,55,021.00	-	-	-	5,55,021.00	15.0%	83,253.00	4,71,768.00
	(I)	22,87,988.00	-	-	-	22,87,988.00		3,43,198.00	19,44,790.00

(A + B + C + D + E + F + G + H + I) = (J)	30,39,430.10	5,47,97,195.78	-	75,42,95,416.99	8,02,06,720.00	67,40,88,696.99
--	---------------------	-----------------------	----------	------------------------	-----------------------	------------------------



Balance sheet as at 31st March 2022

Assets		Income & Expenditure	
Furniture and Fixture	6,44,99,535.72	Indirect Expenses, Books, Subscription, Periodicals	54,62,947.00
Fixed Asset			
III. Furniture and Fixtures			
6. Books & other Literature	54,96,196.69		



DEAN

B.K.L. Wajwalkar Rural Medical College
At Kasarwadi, Post. Sawarde
Tal. Chiplun, Dist. Ratnagiri

**SHRI VITHALRAO JOSHI CHARITIES TRUST'S
B.K.L. WALAWALKAR RURAL MEDICAL COLLEGE
BALANCE SHEET AS AT 31ST MARCH 2022**

Liabilities	Amounts		Assets	Amounts	
Capital Account		10,00,000.00	Fixed Assets		66,10,04,774.61
Reserves & Surplus			Cylinders	90,216.42	
Trust Fund	10,00,000.00		Electrical Equipments & Fittings	3,24,21,205.04	
Loans (Liability)		83,14,61,583.41	Furniture & Fixtures	6,44,99,535.72	
V.J.C.T. Main Trust	83,14,61,583.41		Generator	60,96,016.00	
Current Liabilities		16,94,22,501.20	Land & Building	46,12,18,633.97	
Provisions	8,98,23,922.00		Machinery & Equipments	4,46,72,965.10	
Duties & Taxes	59,95,838.00		Office Equipments	67,434.81	
Sundry Creditors for Expenses	11,22,755.20		Plant & Machineries	5,02,85,696.55	
Sundry Creditors for Goods	74,610.00		Vehicles	16,53,071.00	
Deposits (Liability)	1,92,81,164.00		Investment		1,02,78,862.00
Other Current Liabilities	5,31,24,212.00		Current Assets		33,06,00,448.00
			Deposits	2,45,300.00	
			Fees Receivables	23,83,87,934.13	
			Cash	50,625.00	
			Bank Accounts	8,36,06,845.87	
			Advances Receivable	18,72,500.00	
			Advances to Sundry Creditors	13,68,981.00	
			Prepaid Expenses	50,68,262.00	
Total		1,00,18,84,084.61	Total		1,00,18,84,084.61

As per our Report of even date
For A R Page & Co

Chartered Accountants
FRN 112050W

AR Page



A R Page
Proprietor

Membership No 37226

Place- Pune

Date- 26/09/2022


UDIN - 22037226 AVAURB 9934

Shri Vithalrao Joshi Charities Trust's
B.K.L. Walawalkar Rural Medical College

(Signature)
(Vikas K. Walawalkar)
Managing Trustee

**SHRI VITHALRAO JOSHI CHARITIES TRUST'S
B.K.L. WALAWALKAR RURAL MEDICAL COLLEGE
INCOME & EXPENDITURE ACCOUNT FOR Y.E. 31.03.2022**

Particulars	Amounts		Particulars	Amounts	
Establishment Expenses		37,51,07,860.00	Direct Incomes		41,60,60,391.00
P. F. Contribution & Exp.	34,72,296.00		Tuition Fees	37,05,14,595.00	
Gratuity	3,51,16,200.00		Development Fees	3,02,75,796.00	
Honorarium	33,50,700.00		Hostel Fees	1,52,70,000.00	
Labour Welfare Fund	59,651.00				
Medical Help for Employee	14,57,819.00				
Non-Teaching Salary	5,80,89,007.00				
Staff Welfare	18,08,899.00				
Stipend Expenses	2,97,40,131.00				
Teaching Salary	24,20,03,238.00				
Uniform & Clothing	9,919.00				
Maintenance Expenses		4,98,58,705.30	Indirect Income		36,29,870.60
Annual Maintainance	39,43,929.00		Admission Cancellation Fees	1,14,500.00	
Com. Annual Maint. Charges	2,76,946.00		Admission Form Fees	2,75,400.00	
Computer Exp	8,52,300.00		Bank Interest	52,824.00	
Electricity Exp	1,01,29,906.00		Boi SP Interest	27,14,811.32	
Fire Fighting Charges	18,172.00		Discount	88.34	
Garden Exp	41,09,255.00		Interest on Bank F.D.	1,86,491.00	
Generator Exp	19,85,102.00		Miscelleceous Income	15,208.94	
Paints & Colours	27,13,485.00		Notice	2,70,547.00	
Plumbing & Sanatory	12,30,051.00				
Repairs & Maintainance	6,68,649.00				
Repairs & Maint. Of Building	1,68,58,514.00		Sales		71,26,171.62
Repairs of Electricals	33,92,712.00		Meals Sold	71,26,171.62	
Repairs of Machinery	11,96,846.30				
Vehicle Exp	7,73,873.00				
Waste Disposable Expenses	17,08,965.00				
Indirect Expenses		8,72,89,104.17	Excess Expenditure Over Income		10,55,95,835.26
Bank Charges	403.24				
Bank Commission	5,52,423.93				
Book, Subscription & Periodicals	54,62,947.00				
Depreciation	8,06,45,854.00				
Freight Coolie & Cartage	1,900.00				
Interest on TDS	480.00				
Plants Purchase	6,10,208.00				
Student Welfare	14,888.00				



Particulars	Amounts		Particulars	Amounts	
Administrative Expenses		88,61,333.01			
Advertisement	5,947.00				
Affiliation Fees	36,05,090.00				
Audit Fee	1,77,000.00				
Courier Exp	1,597.00				
FRA Processing Fee	2,48,774.00				
Inspection Fees	4,72,000.00				
Insurance Exp	8,562.00				
Inter Net	3,30,400.00				
Mobile exp	3,265.00				
Office Exp	1,13,217.00				
Postage & Telephone Exp	6,767.00				
Printing & Stationery	20,34,577.00				
Professional Fee	27,900.00				
Registration Fees Paid	96,400.00				
Rent Rate & Taxes	6,85,256.00				
Seminar and Exhibition Exps.	3,04,220.00				
Travelling Exp.	7,40,361.01				
Purchases & Consumables		1,12,95,266.00			
Pathology Kits Purchase	39,80,627.00				
Science Lab Material	74,879.00				
Transport Charges	2,45,820.00				
Meals Purchase	69,93,940.00				
Total		53,24,12,268.48	Total		53,24,12,268.48

As per our Report of even date

For A R Page & Co
Chartered Accountants
FRN 112050W

AR Page



A R Page
Proprietor
Membership No 37226

Place- Pune
Date- 26/09/2022

VDIN-22037226 AVAURB 9934

Shri Vithalrao Joshi Charities Trust's
B.K.L. Walawalkar Rural Medical College

(Signature)
(Vikas K. Walawalkar)
Managing Trustee

**SHRI VITHALRAO JOSHI CHARITIES TRUST'S
B.K.L. WALAWALKAR RURAL MEDICAL COLLEGE
SCHEDULES FORMING PART OF THE BALANCE SHEET
AS AT 31ST MARCH 2022**

ACCOUNT NAME	YEAR ENDED 31.03.2022
Donation Towards Corpus	
Donation Towards Corpus	10,00,000.00
:: Total ::	10,00,000.00
V.J.C.T. Main Trust	
V.J.C.T. Mumbai	83,14,61,583.41
:: Total ::	83,14,61,583.41
Provisions	
Electricity Bills Payable	5,01,470.00
Gratuity Payable	6,32,64,557.00
Ourtstanding Expenses	3,45,515.00
Salary Payable	2,28,05,253.00
Stipend Payable	29,07,127.00
:: Total ::	8,98,23,922.00
Duties & Taxes	
Profession Tax	90,825.00
Provident Fund Payable	4,50,436.00
T.D.S. (Contractor)	31,770.00
T.D.S (Honorarium)	1,21,950.00
T.D.S. on Salary	52,84,500.00
T.D.S. on Contractor (HO)	13,697.00
T.D.S. on Professionals (HO)	1,500.00
T.D.S. on Sub Contractors (HO)	1,160.00
:: Total ::	59,95,838.00
Sundry Creditors for Expenses	
Creative Books & Periodicals Pvt. Ltd.	10,03,346.20
Gangar Dresses	12,422.00
Limbani Traders	56,935.00
Olympus Medical Systems India Private Limited	19,962.00
Quality Council Of India	30,090.00
:: Total ::	11,22,755.20
Sundry Creditors for Goods	
Global Technologies (M)	46,880.00
Labex K.K. International	885.00
Supra Security Systems	26,845.00
:: Total ::	74,610.00

ACCOUNT NAME	YEAR ENDED 31.03.2022
Deposits (Liability)	
Hostel Deposit	55,60,000.00
Laboratory Deposit	25,12,000.00
Library Deposit	30,61,000.00
Staff Security Deposit	81,48,164.00
:: Total ::	1,92,81,164.00
Other Current Liabilities	
Mess Charges Received in Advance (RMC)	49,09,407.00
Advance From MUHS-Exam	5,62,549.00
Earn & Learn Scheme(MUHS)	16,500.00
MUHS Examination	1,81,270.00
MBBS Course Fees Advance 2021 Batch	4,74,54,486.00
:: Total ::	5,31,24,212.00
Deposits (Asset)	
Gass Unit Deposits	7,400.00
Security Deposit (MSEB)	2,27,900.00
Telephone Deposits	10,000.00
:: Total ::	2,45,300.00
Cash	
Cash Petty-Dadar	46,125.00
Cash -Sawaede	4,500.00
:: Total ::	50,625.00
Investment	
Fixed Deposit BOI No-142145110003940	1,16,986.00
PBG-NMC A/c No 141145110010674	1,01,61,876.00
:: Total ::	1,02,78,862.00

Bank Balances	
Bank of India No. 142110210000180	3,43,69,151.60
Bank of India, Dadar - SB 001510110009091	1,90,121.83
Bank of India No. 142110210000302	8,41,184.44
HDFC Bank A/c No 50100456720486	4,82,06,388.00
:: Total ::	8,36,06,845.87

Advances Receivable	
Salary Advance	18,72,500.00
:: Total ::	18,72,500.00




ACCOUNT NAME	YEAR ENDED 31.03.2022
Fees Receivables	
MBBS Course Fees Receivable	3,39,85,944.13
MD/MS Course Fees Receivable	3,46,000.00
DMER - EBC Scholarship	5,89,09,307.50
E Vikas Fees Receivable	1,72,04,917.00
Social Welfare Department-Ratnagiri	12,79,41,765.50
:: Total ::	23,83,87,934.13
Prepaid Expenses	
Prepaid Affiliation Fess	44,40,681.00
Prepaid Annual Maintainance	2,78,480.00
Prepaid Computer Expenses	1,13,101.00
Prepaid Internet Expenses	2,36,000.00
:: Total ::	50,68,262.00
Advances to Sundry Creditors Expenses	
Shruti Mangal Caterers	221.00
:: Total ::	221.00
Advances to Sundry Creditors Goods	
Chaitanya Enterprises	1,02,618.00
Vithalrao Enterprises	11,87,492.00
Yashika Energy Systems Pvt. Ltd.	78,650.00
:: Total ::	13,68,760.00



SHRI VITHALRAO JOSHI CHARITIES TRUST'S B.K.L. WALAWALKAR RURAL MEDICAL COLLEGE
SCHEDULE OF FIXED ASSET AS ON 31.03.2022


SR. NO.	DESCRIPTION OF ASSET	OPENING BALANCE	ADDITION DURING YEAR		SALE DURING THE YEAR	TOTAL	RATE OF DEP.	DEP. ALLOW-ABLE	CLOSING BALANCE
			1/4/21 to 30/9/21	1/10/21 to 31/3/22					
A	B	C	F	G	H	I = (E+F+G-H)	J	K	L
I Land & Building									
1	College Building	48,97,08,476.85	-	1,25,39,347.00	-	50,22,47,823.85	10.0%	4,89,70,848.00	45,26,50,008.85
2	Male Hostel (Op Bal Trust)	-	95,20,695.12	-	-	95,20,695.12	5.0%	6,26,967.00	85,68,625.12
	(A)	48,97,08,476.85	95,20,695.12	1,25,39,347.00	-	51,17,68,518.97	10.0%	5,05,49,885.00	46,12,18,633.97
II Cylinders									
1	Cylinders O2/ CO2	28,514.42	-	-	-	28,514.42	15.0%	4,277.00	24,237.42
2	Fire Fighting Equipments	76,656.00	-	-	-	76,656.00	15.0%	11,498.00	65,158.00
3	Gas Unit	966.00	-	-	-	966.00	15.0%	145.00	821.00
	(B)	1,06,136.42	-	-	-	1,06,136.42		15,920.00	90,216.42
III Electrical Equipments & Fittings									
1	Air Conditioners	48,24,438.86	97,000.00	5,96,913.00	-	55,18,351.86	15.0%	7,38,216.00	47,35,367.86
2	Air Conditioning Plant	59,494.00	-	-	-	59,494.00	7.5%	44,768.00	50,570.00
3	Biometric Attendance System	2,82,375.59	-	-	-	2,82,375.59	15.0%	8,924.00	2,40,019.59
4	Canteen Exhaust Chimney	7,512.00	-	-	-	7,512.00	15.0%	42,356.00	2,40,019.59
5	C.C.Tv Camera Systems A/c	19,33,264.42	2,45,397.00	27,576.00	-	22,06,237.42	15.0%	1,127.00	6,385.00
6	Ceiling Fans	3,54,716.86	22,586.00	61,950.00	-	4,39,252.86	7.5%	3,26,799.00	18,77,370.42
7	Clock	9,848.10	-	-	-	9,848.10	15.0%	2,068.00	3,78,011.86
8	Compressor A/c	3,74,384.00	-	-	-	3,74,384.00	15.0%	56,595.00	3,78,011.86
9	Dosing Pump - 6 Hp	-	-	37,819.00	-	37,819.00	7.5%	4,646.00	3,78,011.86
10	Drill Electric M/c	-	2,52,800.00	-	-	2,52,800.00	15.0%	56,595.00	3,78,011.86
11	Dryer Machine	-	22,000.00	-	-	22,000.00	15.0%	3,300.00	18,700.00
12	Dust Extractor	5,865.20	-	-	-	5,865.20	15.0%	3,300.00	18,700.00
13	DVD Player	2,651.56	-	-	-	2,651.56	15.0%	398.00	2,253.56
14	Electrical AutoChangeovers	7,01,780.00	-	3,24,972.00	-	10,26,752.00	15.0%	1,05,267.00	8,97,112.00
15	Electrical Equipments & Fittings A/c	15,38,593.00	-	-	-	15,38,593.00	7.5%	24,373.00	8,97,112.00
16	Electrical Fittings A/c	6,65,007.00	-	-	-	6,65,007.00	15.0%	2,30,789.00	13,07,804.00
17	Electric Control Pannel	7,81,279.40	3,18,600.00	-	-	10,99,879.40	15.0%	99,751.00	5,65,256.00
18	EPABX Systems A/c	5,46,216.76	-	12,01,517.30	-	17,47,734.06	15.0%	1,64,982.00	9,34,897.40
19	Exhuast Fan	65,558.26	-	64,900.00	-	1,30,458.26	7.5%	81,933.00	15,75,687.06
20	Fan	80,812.60	-	-	-	80,812.60	15.0%	90,114.00	1,15,756.26
21	Fan (Ceiling, Exhaust Etc.)	10,23,383.64	-	1,01,404.00	-	11,24,787.64	7.5%	9,834.00	1,15,756.26
22	Flying Insect Killer Machine	5,363.00	-	-	-	5,363.00	15.0%	4,868.00	1,15,756.26
23	Geyser	64,455.00	-	-	-	64,455.00	15.0%	12,122.00	68,690.60
24	Harmony Visitor	15,815.00	-	-	-	15,815.00	15.0%	1,53,508.00	9,63,674.64
25	H. T. Line Errection & 315 Kva T/F Errection	4,09,150.00	-	-	-	4,09,150.00	7.5%	7,605.00	9,63,674.64



SR. NO.	DESCRIPTION OF ASSET	OPENING BALANCE	ADDITION DURING YEAR		SALE DURING THE YEAR	TOTAL	RATE OF DEP.	DEP. ALLOW-BLE	CLOSING BALANCE
			1/4/21 to 30/9/21	1/10/21 to 31/3/22					
26	LCD, OH Projector	6,38,722.99	-	-	-	6,38,722.99	15.0%	95,808.00	5,42,914.99
27	L T Feeder Pillar	36,938.00	-	-	-	36,938.00	15.0%	5,541.00	31,397.00
28	Maquet HCU 40 Device Printed Circuit	-	2,09,362.00	-	-	2,09,362.00	15.0%	31,404.00	1,77,958.00
29	Mixer & Grinder	15,104.00	-	-	-	15,104.00	15.0%	2,266.00	12,838.00
30	Mobile Hand Set	14,262.00	-	-	-	14,262.00	15.0%	2,139.00	12,123.00
31	Pumps & Motors (ASTP Plant)	3,20,094.00	-	-	-	3,20,094.00	15.0%	48,014.00	2,72,080.00
32	Refrigerators	11,17,577.58	13,300.00	1,23,480.00	-	12,54,357.58	15.0% 7.5%	1,69,632.00 9,261.00	10,75,464.58
33	Siemens Systems for Lab	3,85,002.02	-	-	-	3,85,002.02	15.0%	57,750.00	3,27,252.02
34	Solar Water Heating Systems	64,51,559.90	-	-	-	64,51,559.90	15.0%	9,67,734.00	54,83,825.90
35	Sound Systems	4,46,711.54	-	-	-	4,46,711.54	15.0%	67,007.00	3,79,704.54
36	Speaker, Mike, Amplifier A/c	95,227.00	-	-	-	95,227.00	15.0%	14,284.00	80,943.00
37	Stabilizer	6,65,289.54	-	-	-	6,65,289.54	15.0%	99,793.00	5,65,496.54
38	Storage Tank	1,03,291.07	-	-	-	1,03,291.07	15.0%	15,494.00	87,797.07
39	Street Light	1,78,736.01	-	-	-	1,78,736.01	15.0%	26,810.00	1,51,926.01
40	Telephone Instruments A/c	11,248.00	37,800.00	-	-	49,048.00	15.0%	7,357.00	41,691.00
41	Television A/c	5,96,020.00	13,500.00	-	-	6,09,520.00	15.0%	91,428.00	5,18,092.00
42	Transformer Set	22,22,903.00	-	10,02,740.00	-	32,25,643.00	15.0% 7.5%	3,33,435.00 75,206.00	28,17,002.00
43	Tube Lights, Bulbs Etc.	3,07,244.51	-	-	-	3,07,244.51	15.0%	46,087.00	2,61,157.51
44	UPS, Battery , UPS with Battery A/c	18,06,654.88	3,18,549.00	31,180.00	-	21,56,383.88	15.0% 7.5%	3,18,781.00 2,339.00	18,35,263.88
45	UPS & UPS with Battery	3,550.00	-	-	-	3,550.00	15.0%	533.00	3,017.00
46	Vaccum Cleaner	22,159.97	-	47,796.00	-	69,955.97	15.0% 7.5%	3,324.00 3,585.00	63,046.97
47	Vedioconferencing System	4,51,606.91	-	-	-	4,51,606.91	15.0%	67,741.00	3,83,865.91
48	Water Cooler	48,224.57	-	1,95,794.00	-	2,44,018.57	15.0% 7.5%	7,234.00 14,685.00	2,22,099.57
49	Water Pump A/c	3,15,076.60	-	-	-	3,15,076.60	15.0%	47,261.00	2,67,815.60
50	Water Purifier	3,27,699.00	-	-	-	3,27,699.00	15.0%	49,155.00	2,78,544.00
51	Wires & Cables Materials A/c	20,31,880.35	-	-	-	20,31,880.35	15.0%	3,04,782.00	17,27,098.35
52	X-Ray Viewing Box	72,027.05	-	-	-	72,027.05	15.0%	10,804.00	61,223.05
	(C)	3,24,36,774.74	15,50,894.00	38,18,041.30	-	3,78,05,710.04		53,84,505.00	3,24,21,205.04

IV Furniture & Fixtures

1	Automatic Scrubber Drier (For Cleaning)	3,49,964.00	-	-	-	3,49,964.00	10.0%	34,996.00	3,14,968.00
2	Body Storage Tank	52,064.00	-	-	-	52,064.00	10.0%	5,206.00	46,858.00
3	Beds, Coach, Sofa Sets	58,61,362.22	-	4,64,624.00	-	63,25,986.22	10.0% 5.0%	5,86,136.00 23,231.00	57,16,619.22
4	Bench & Desks	10,07,632.50	-	-	-	10,07,632.50	10.0%	1,00,763.00	9,06,869.50
5	Board A/c	18,54,684.08	-	-	-	18,54,684.08	10.0%	1,85,468.00	16,69,216.08
6	Book Shelf Partition	9,067.00	33,569.00	-	-	42,636.00	10.0%	4,264.00	38,372.00
7	Books & Other Literature	54,96,196.59	-	48,697.00	-	55,44,893.59	10.0% 5.0%	5,49,620.00 2,435.00	49,92,838.59
8	Chairs	35,13,384.02	2,88,393.00	2,08,200.00	-	40,09,977.02	10.0% 5.0%	3,80,178.00 10,410.00	36,19,389.02
9	Charts	64,363.00	-	-	-	64,363.00	10.0%	6,436.00	57,927.00
10	Cupboard, Cabinet, Showcase Etc.	1,56,14,081.22	58,200.00	1,82,200.00	-	1,58,54,481.22	10.0% 5.0%	15,67,228.00 9,110.00	1,42,78,143.22




SR. NO.	DESCRIPTION OF ASSET	OPENING BALANCE	ADDITION DURING YEAR		SALE DURING THE YEAR	TOTAL	RATE OF DEP.	DEP. ALLOW- -BLE	CLOSING BALANCE
			1/4/21 to 30/9/21	1/10/21 to 31/3/22					
11	Curtain Track with Ceiling Hangers	6,69,168.00	-	1,51,008.00	-	8,20,176.00	10.0%	66,917.00	7,45,709.00
12	Digital Camera	4,39,968.26	-	-	-	4,39,968.26	10.0%	7,550.00	3,95,971.26
13	Dissection Tables	5,39,100.65	-	-	-	5,39,100.65	10.0%	43,997.00	4,85,190.65
14	Dummy Models	9,93,710.93	-	-	-	9,93,710.93	10.0%	53,910.00	8,94,339.93
15	Education Aid	6,05,765.86	10,000.00	-	-	6,15,765.86	10.0%	99,371.00	5,54,188.86
16	Examination Table	3,31,843.13	2,27,905.00	-	-	5,59,748.13	10.0%	61,577.00	5,03,773.13
17	Foot Step, Staircase, Stage, Slope	2,521.00	-	-	-	2,521.00	10.0%	55,975.00	2,269.00
18	Furniture & Fixtures A/c	46,82,102.00	15,52,803.00	25,37,532.00	-	87,72,437.00	10.0%	252.00	80,22,069.00
19	Hostel Bed	3,87,893.60	-	-	-	3,87,893.60	10.0%	6,23,491.00	3,49,104.60
20	Hydraulic Operation Table	12,258.00	-	-	-	12,258.00	5.0%	38,789.00	11,032.00
21	IV Stand	11,587.00	-	-	-	11,587.00	10.0%	1,226.00	10,428.00
22	Laboratory Set Up	24,30,943.00	-	-	-	24,30,943.00	10.0%	1,159.00	21,87,849.00
23	Laboratory Storage Cabinets	5,37,602.62	-	1,72,575.00	-	7,10,177.62	10.0%	2,43,094.00	6,47,788.62
24	Mirror & Frames	18,626.90	-	-	-	18,626.90	5.0%	8,629.00	16,763.90
25	Mirror, Frames & Glass	1,63,975.00	-	-	-	1,63,975.00	10.0%	1,863.00	1,47,577.00
26	Multipurpose Cart	1,05,763.00	-	-	-	1,05,763.00	10.0%	16,398.00	95,187.00
27	Plastic Furniture	6,80,812.21	-	-	-	6,80,812.21	10.0%	10,576.00	6,12,731.21
28	Racks	22,62,154.01	-	-	-	22,62,154.01	10.0%	68,081.00	20,35,939.01
29	Rods	1,26,395.00	-	97,621.00	-	2,24,016.00	10.0%	2,26,215.00	2,06,495.00
30	Rolling Shutter A/c	7,393.00	-	-	-	7,393.00	5.0%	4,881.00	6,654.00
31	Security Cabin	1,56,862.07	-	-	-	1,56,862.07	10.0%	739.00	1,41,176.07
32	Sign Board	1,09,282.96	59,695.00	11,623.00	-	1,80,600.96	10.0%	15,686.00	1,63,121.96
33	Stands	3,04,330.41	-	-	-	3,04,330.41	5.0%	581.00	2,73,897.41
34	Stools	11,97,427.27	-	-	-	11,97,427.27	10.0%	30,433.00	10,77,684.27
35	Tables	1,07,45,268.46	5,24,085.00	14,95,996.00	-	1,27,65,349.46	10.0%	1,19,743.00	1,15,63,614.46
36	Trolleys, Stretchers	15,71,976.00	2,20,773.00	-	-	17,92,749.00	5.0%	11,26,935.00	16,13,474.00
37	Utencils A/c (RMC)	44,481.75	60,304.00	-	-	1,04,785.75	10.0%	74,800.00	94,306.75
	(D)	6,29,62,010.72	30,35,727.00	53,70,076.00	-	7,13,67,813.72		68,68,278.00	6,44,99,535.72

V Generator

1	Generator Set (Cummins 250 KVA) Powerica	-	-	19,17,500.00	-	19,17,500.00	7.5%	1,43,813.00	17,73,687.00
2	Generator Set (Cummins Make 125KVA DG Set)	6,22,195.00	-	-	-	6,22,195.00	15.0%	93,329.00	5,28,866.00
3	Synchronisation of D G Set	44,62,898.00	-	-	-	44,62,898.00	15.0%	6,69,435.00	37,93,463.00
	(E)	50,85,093.00	-	19,17,500.00	-	70,02,593.00		9,06,577.00	60,96,016.00

VI Machinery & Equipments

1	Acrylic Jars	4,29,886.24	15,374.00	-	-	4,45,260.24	15.0%	66,789.00	3,78,471.24
2	Dental Instruments A/c	73,463.00	-	-	-	73,463.00	15.0%	11,019.00	62,444.00
3	Forensic Instruments	51,962.01	-	-	-	51,962.01	15.0%	7,794.00	44,168.01
4	Hot Air Sterilizer	943.00	-	-	-	943.00	15.0%	141.00	802.00
5	K-Wire Drive Set	-	30,576.00	-	-	30,576.00	15.0%	4,586.00	25,990.00
6	Laboratory Instruments	75,55,734.19	-	-	-	75,55,734.19	15.0%	11,33,360.00	64,22,374.19
7	Laparoscopy Instruments A/c	1,56,408.00	-	-	-	1,56,408.00	15.0%	23,461.00	1,32,947.00



SR. NO.	DESCRIPTION OF ASSET	OPENING BALANCE	ADDITION DURING YEAR		SALE DURING THE YEAR	TOTAL	RATE OF DEP.	DEP. ALLOW-BLE	CLOSING BALANCE
			1/4/21 to 30/9/21	1/10/21 to 31/3/22					
8	Mannequins	15,97,525.00	13,45,124.00	1,40,184.00	-	30,82,833.00	15.0%	4,41,397.00	26,30,922.00
							7.5%	10,514.00	
9	Ophthalmic Ultrasound Scanner	1,58,508.00	-	-	-	1,58,508.00	15.0%	23,776.00	1,34,732.00
10	Ophthalmic Instruments A/c	2,62,271.00	-	-	-	2,62,271.00	15.0%	39,341.00	2,22,930.00
11	Orthopaedic Instruments	7,48,719.00	-	-	-	7,48,719.00	15.0%	1,12,308.00	6,36,411.00
12	Physiotherapy Instruments	1,59,316.34	-	-	-	1,59,316.34	15.0%	23,897.00	1,35,419.34
13	Plexygom Instrument	86,312.00	-	-	-	86,312.00	15.0%	12,947.00	73,365.00
14	Surgical Instruments A/c	16,16,858.72	94,435.00	-	-	17,11,293.72	15.0%	2,56,694.00	14,54,599.72
15	Urology Instruments A/c	2,10,650.00	-	-	-	2,10,650.00	15.0%	31,598.00	1,79,052.00
16	Ambu A View Monitor	-	-	3,42,608.00	-	3,42,608.00	7.5%	25,696.00	3,16,912.00
17	Anatomy Instruments & Equipments	2,41,255.56	-	-	-	2,41,255.56	15.0%	36,188.00	2,05,067.56
18	Anesthesia Appratus (Ruebens)	1,34,380.00	-	-	-	1,34,380.00	15.0%	20,157.00	1,14,223.00
19	Autoclave M/c.	1,00,082.74	-	-	-	1,00,082.74	15.0%	15,012.00	85,070.74
20	Automated Hematology Slide Stainer Stainz	1,38,178.00	-	-	-	1,38,178.00	15.0%	20,727.00	1,17,451.00
21	Bedside Monitor	4,27,428.00	-	-	-	4,27,428.00	15.0%	64,114.00	3,63,314.00
22	Bedside Monitor (BPL)	8,35,210.00	-	-	-	8,35,210.00	15.0%	1,25,282.00	7,09,928.00
23	Biochemistry Instruments	4,65,802.73	-	-	-	4,65,802.73	15.0%	69,870.00	3,95,932.73
24	Cautery Machine	12,98,791.00	-	34,824.00	-	13,33,615.00	15.0%	1,94,819.00	11,36,184.00
							7.5%	2,612.00	
25	Centrifuge Machine A/c	1,93,288.91	-	-	-	1,93,288.91	15.0%	28,993.00	1,64,295.91
26	Colorimeter	89,338.34	-	-	-	89,338.34	15.0%	13,401.00	75,937.34
27	Defibrillator Monitor	9,46,058.00	-	-	-	9,46,058.00	15.0%	1,41,909.00	8,04,149.00
28	Digital Diagnostic Audiometer - 5%	38,044.00	-	-	-	38,044.00	15.0%	5,707.00	32,337.00
29	Digital Lontophoresis Machine	6,362.00	-	-	-	6,362.00	15.0%	954.00	5,408.00
30	Digital PH Meter	81,739.00	-	-	-	81,739.00	15.0%	12,261.00	69,478.00
31	Digital Physiograph	1,84,418.00	-	-	-	1,84,418.00	15.0%	27,663.00	1,56,755.00
32	Digital Pocket Dosimeter	9,742.00	-	-	-	9,742.00	15.0%	1,461.00	8,281.00
33	Digital Thermometer	4,554.00	-	-	-	4,554.00	15.0%	683.00	3,871.00
34	Digital Video Camera	1,81,855.00	-	-	-	1,81,855.00	15.0%	27,278.00	1,54,577.00
35	Digital Weighing Scales	1,30,296.33	-	-	-	1,30,296.33	15.0%	19,544.00	1,10,752.33
36	ECG Machine	1,87,155.61	-	1,66,918.00	-	3,54,073.61	15.0%	28,073.00	3,13,481.61
							7.5%	12,519.00	
37	EEG Machine	74,851.00	-	-	-	74,851.00	15.0%	11,228.00	63,623.00
38	Electrophoresis Unitt	23,002.00	-	-	-	23,002.00	15.0%	3,450.00	19,552.00
39	Fabius Plus Anesthesia Machine (Draeger) A/c	9,59,187.00	-	-	-	9,59,187.00	15.0%	1,43,878.00	8,15,309.00
40	Fedders Dehumidifier	29,325.00	-	-	-	29,325.00	15.0%	4,399.00	24,926.00
41	Fetal Doppler	3,330.00	-	-	-	3,330.00	15.0%	500.00	2,830.00
42	Flame Photometer	74,693.54	-	-	-	74,693.54	15.0%	11,204.00	63,489.54
43	Fogging M/c	15,705.00	-	-	-	15,705.00	15.0%	2,356.00	13,349.00
44	Gastro Videoscope	12,41,522.00	-	-	-	12,41,522.00	15.0%	1,86,228.00	10,55,294.00
45	Haemoglobinometer Sets	5,726.00	-	-	-	5,726.00	15.0%	859.00	4,867.00
46	Head Light for ENT	2,39,523.00	-	-	-	2,39,523.00	15.0%	35,928.00	2,03,595.00
47	Heat Pump	8,84,858.14	-	-	-	8,84,858.14	15.0%	1,32,729.00	7,52,129.14
48	Hematology Analyzer Sysmex	5,68,065.00	-	-	-	5,68,065.00	15.0%	85,210.00	4,82,855.00
49	Hemodialysis Machine	14,24,835.00	-	-	-	14,24,835.00	15.0%	2,13,725.00	12,11,110.00
50	High Pressure Jet E-130 Roots	1,35,063.00	-	-	-	1,35,063.00	15.0%	20,259.00	1,14,804.00
51	Hot Air Oven	88,213.00	-	-	-	88,213.00	15.0%	13,232.00	74,981.00
52	Incubator	3,72,464.38	-	-	-	3,72,464.38	15.0%	55,870.00	3,16,594.38
53	Infusion Pump	3,27,273.00	-	-	-	3,27,273.00	15.0%	49,091.00	2,78,182.00

SR. NO.	DESCRIPTION OF ASSET	OPENING BALANCE	ADDITION DURING YEAR		SALE DURING THE YEAR	TOTAL	RATE OF DEP.	DEP. ALLOW- -BLE	CLOSING BALANCE
			1/4/21 to 30/9/21	1/10/21 to 31/3/22					
53	Lamps, Slit Lamps Etc.	1,000.21	-	-	-	1,000.21	15.0%	150.00	850.21
54	Laryngoscope	48,442.00	-	-	-	48,442.00	15.0%	7,266.00	41,176.00
55	Lead Partition with Glass	80,996.00	-	-	-	80,996.00	15.0%	12,149.00	68,847.00
56	Lights for Operation Theatre	1,35,585.00	-	-	-	1,35,585.00	15.0%	20,338.00	1,15,247.00
57	Liquid Nitrogen Cryo Mini 300 MI	6,044.00	-	-	-	6,044.00	15.0%	907.00	5,137.00
58	Lithotrip M/c	36,414.00	-	-	-	36,414.00	15.0%	5,462.00	30,952.00
59	Matrix Serological Pipet Filler, White 9501	47,995.00	-	-	-	47,995.00	15.0%	7,199.00	40,796.00
60	Medical Equipments	69,160.57	-	-	-	69,160.57	15.0%	10,374.00	58,786.57
61	Megasurg (High Frequency Radio Surgery Unit)	11,167.00	-	-	-	11,167.00	15.0%	1,675.00	9,492.00
62	Microscope	81,70,139.19	-	-	-	81,70,139.19	15.0%	12,25,521.00	69,44,618.19
63	Microtome M/c	9,180.00	-	-	-	9,180.00	15.0%	1,377.00	7,803.00
64	Minivac-Crystal Free Micro Dermabrasion	57,800.00	-	-	-	57,800.00	15.0%	8,670.00	49,130.00
65	Mortuary Cabinet	4,76,339.00	3,56,360.00	-	-	8,32,699.00	15.0%	1,24,905.00	7,07,794.00
66	Nephroscope	1,97,487.00	-	-	-	1,97,487.00	15.0%	29,623.00	1,67,864.00
67	Opration Theater Table A/c	1,00,076.00	-	-	-	1,00,076.00	15.0%	15,011.00	85,065.00
68	Oxylog VE 300 Transport Ventilator	6,78,722.00	-	-	-	6,78,722.00	15.0%	1,01,808.00	5,76,914.00
69	Pace Maker	2,25,916.04	-	-	-	2,25,916.04	15.0%	33,887.00	1,92,029.04
70	Paraffin Wax Bath	4,284.52	-	-	-	4,284.52	15.0%	643.00	3,641.52
71	Patient Warming System 775	57,728.00	-	-	-	57,728.00	15.0%	8,659.00	49,069.00
72	Philips ETCO2 Monitor	10,20,460.00	-	-	-	10,20,460.00	15.0%	1,53,069.00	8,67,391.00
73	Phototherapy Unit (CFL Double Surface)	4,97,535.00	-	-	-	4,97,535.00	15.0%	74,630.00	4,22,905.00
74	Physiology Instruments	18,27,147.08	-	-	-	18,27,147.08	15.0%	2,74,072.00	15,53,075.08
75	Portable Multi Gas Analyzer	97,830.00	-	-	-	97,830.00	15.0%	14,675.00	83,155.00
76	Pulse Oximeter	3,11,501.00	-	-	-	3,11,501.00	15.0%	46,725.00	2,64,776.00
77	Radiography M/c	3,81,510.00	-	-	-	3,81,510.00	15.0%	57,227.00	3,24,283.00
78	R. O. Plant for Hemodialysis Machine	1,41,310.00	1,65,000.00	-	-	3,06,310.00	15.0%	45,947.00	2,60,363.00
79	Rotary Shaker	7,111.00	-	-	-	7,111.00	15.0%	1,067.00	6,044.00
80	Simulators	2,95,334.00	-	1,95,603.00	-	4,90,937.00	15.0% 7.5%	44,300.00 14,670.00	4,31,967.00
81	Sovina 300 Drager Ventilator A/c	8,94,703.00	-	-	-	8,94,703.00	15.0%	1,34,205.00	7,60,498.00
82	Spectrophotometer	3,49,755.43	-	-	-	3,49,755.43	15.0%	52,463.00	2,97,292.43
83	Spiegelseries Phototherapy Wholebody Unit	2,75,187.00	-	-	-	2,75,187.00	15.0%	41,278.00	2,33,909.00
84	Steriliser M/c	7,31,032.00	-	-	-	7,31,032.00	15.0%	1,09,655.00	6,21,377.00
85	Sternum Saw Machine	52,394.00	-	-	-	52,394.00	15.0%	7,859.00	44,535.00
86	Stimulator	7,050.00	-	-	-	7,050.00	15.0%	1,058.00	5,992.00
87	Stress Test Machine (Spandan)	1,13,960.00	-	-	-	1,13,960.00	15.0%	17,094.00	96,866.00
88	Suction M/c	44,854.00	-	-	-	44,854.00	15.0%	6,728.00	38,126.00
89	Syringe Pump	3,98,820.00	-	-	-	3,98,820.00	15.0%	59,823.00	3,38,997.00
90	Tissue Floating Bath	12,559.00	-	-	-	12,559.00	15.0%	1,884.00	10,675.00
91	Tissue Processing Machine	2,65,271.00	-	-	-	2,65,271.00	15.0%	39,791.00	2,25,480.00
92	Touch Tymp MI24 Tympanometry	1,83,777.00	-	-	-	1,83,777.00	15.0%	27,567.00	1,56,210.00
93	Tube Sealer	1,17,482.00	-	-	-	1,17,482.00	15.0%	17,622.00	99,860.00
94	Ultrasonic Bath	18,137.00	-	-	-	18,137.00	15.0%	2,721.00	15,416.00
95	Ultrasound System	4,16,250.00	-	-	-	4,16,250.00	15.0%	62,438.00	3,53,812.00
96	Upright Solid Door Freezer	39,671.00	-	-	-	39,671.00	15.0%	5,951.00	33,720.00
97	Uretero-Renoscope	2,45,089.00	-	2,30,000.00	-	4,75,089.00	15.0% 7.5%	36,763.00 17,250.00	4,21,076.00
98	Urine Analyzer U500	72,467.00	-	-	-	72,467.00	15.0%	10,870.00	61,597.00
99	Ventilator	10,59,197.00	-	-	-	10,59,197.00	15.0%	1,58,880.00	9,00,317.00




SR. NO.	DESCRIPTION OF ASSET	OPENING BALANCE	ADDITION DURING YEAR		SALE DURING THE YEAR	TOTAL	RATE OF DEP.	DEP. ALLOW-BLE	CLOSING BALANCE
			1/4/21 to 30/9/21	1/10/21 to 31/3/22					
100	Vertical Laminar Air Flow	1,21,643.00	-	-	-	1,21,643.00	15.0%	18,246.00	1,03,397.00
101	Video Duodenoscope	11,10,000.00	-	-	-	11,10,000.00	15.0%	1,66,500.00	9,43,500.00
102	Vitek 2 Compact 30 Machine	8,01,975.00	-	-	-	8,01,975.00	15.0%	1,20,296.00	6,81,679.00
103	Washer & Reader	6,84,122.00	-	-	-	6,84,122.00	15.0%	1,02,618.00	5,81,504.00
104	Water Bath	75,301.75	-	-	-	75,301.75	15.0%	11,295.00	64,006.75
105	Weighing Machine	1,80,849.53	-	-	-	1,80,849.53	15.0%	27,127.00	1,53,722.53
106	White Westing House Dehumidifier	-	-	35,000.00	-	35,000.00	7.5%	2,625.00	32,375.00
107	Woods Lamp	2,864.00	-	-	-	2,864.00	15.0%	430.00	2,434.00
108	X-Ray M/c	7,64,585.00	-	-	-	7,64,585.00	15.0%	1,14,688.00	6,49,897.00
	(F)	4,93,03,381.10	20,06,869.00	11,45,137.00	-	5,24,55,387.10		77,82,422.00	4,46,72,965.10

VII Office Equipments

1	Laser Barcode Scanner	43,479.00	-	-	-	43,479.00	15.0%	6,522.00	36,957.00
2	Photo Frame	14,441.08	-	-	-	14,441.08	15.0%	2,166.00	12,275.08
3	Sports Articles	21,414.73	-	-	-	21,414.73	15.0%	3,212.00	18,202.73
	(G)	79,334.81	-	-	-	79,334.81		11,900.00	67,434.81

VIII Plant & Machineries

1	Air Curtain	10,646.00	-	-	-	10,646.00	15.0%	1,597.00	9,049.00
2	Blood Collection Monitor	1,58,199.00	-	-	-	1,58,199.00	15.0%	23,730.00	1,34,469.00
3	Bubble Cpap Unit	2,77,500.00	-	-	-	2,77,500.00	15.0%	41,625.00	2,35,875.00
4	Central Medical Gas System	10,09,261.77	-	-	-	10,09,261.77	15.0%	1,51,389.00	8,57,872.77
5	Central Oxygen Plant A/c	3,92,729.72	-	-	-	3,92,729.72	15.0%	58,909.00	3,33,820.72
6	Colposcope	79,099.00	-	-	-	79,099.00	15.0%	11,865.00	67,234.00
7	Computer & Printers	35,54,695.52	7,48,499.00	10,80,631.00	-	53,83,825.52	40.0% 20.0%	17,21,278.00 2,16,126.00	34,46,421.52
8	Computer Software	26,73,111.34	-	-	-	26,73,111.34	40.0%	10,69,245.00	16,03,866.34
9	Distilled Water Plant	3,240.00	-	-	-	3,240.00	15.0%	486.00	2,754.00
10	D Net Sprinkler System	-	-	7,20,606.18	-	7,20,606.18	7.5%	54,045.00	6,66,561.18
11	Donor's Station	1,87,254.00	-	-	-	1,87,254.00	15.0%	28,088.00	1,59,166.00
12	EMG Machines	1,35,107.00	-	-	-	1,35,107.00	15.0%	20,266.00	1,14,841.00
13	Fire Fighting Systems	1,78,22,585.00	-	-	-	1,78,22,585.00	15.0%	26,73,388.00	1,51,49,197.00
14	Fully Automated Perimeter Machine	3,83,828.00	-	-	-	3,83,828.00	15.0%	57,574.00	3,26,254.00
15	Gas Chromapograph Mask Spectrometer	25,78,328.00	-	-	-	25,78,328.00	15.0%	3,86,749.00	21,91,579.00
16	Graphnet TS With VSTD Ventilator	9,89,380.00	-	-	-	9,89,380.00	15.0%	1,48,407.00	8,40,973.00
17	Grass Cutting Machine	1,02,304.00	-	66,500.00	-	1,68,804.00	15.0% 7.5%	15,346.00 4,988.00	1,48,470.00
18	HD15 Acquisition Control PCB	1,94,250.00	-	-	-	1,94,250.00	15.0%	29,138.00	1,65,112.00
19	Hemodynamic Server	21,507.00	-	-	-	21,507.00	15.0%	3,226.00	18,281.00
20	High Flow O2 Therapy Unit	3,05,391.00	-	-	-	3,05,391.00	15.0%	45,809.00	2,59,582.00
21	HI-90-Int-230 Continental Europe Hotline	88,060.00	-	-	-	88,060.00	15.0%	13,209.00	74,851.00
22	Home Biogas-7cum Box-A	-	-	62,496.00	-	62,496.00	7.5%	4,687.00	57,809.00
23	Hot Water Boiler A/c	69,285.00	-	-	-	69,285.00	15.0%	10,393.00	58,892.00
24	HP DL 380 Computer Servers	-	-	24,38,824.00	-	24,38,824.00	7.5%	1,82,912.00	22,55,912.00
25	L1-Cw-220v Level 1 Connective Warmer-220	72,520.00	-	-	-	72,520.00	15.0%	10,878.00	61,642.00
26	Pendant and Panel	73,307.00	-	-	-	73,307.00	15.0%	10,996.00	62,311.00
27	Pillows, Bedsheets, Mattress A/c	5,74,412.21	-	1,70,000.00	-	7,44,412.21	15.0% 7.5%	86,162.00 12,750.00	6,45,500.21
28	Portable Sealer	1,29,500.00	-	-	-	1,29,500.00	15.0%	19,425.00	1,10,075.00



SR. NO.	DESCRIPTION OF ASSET	OPENING BALANCE	ADDITION DURING YEAR		SALE DURING THE YEAR	TOTAL	RATE OF DEP.	DEP. ALLOW- -BLE	CLOSING BALANCE
			1/4/21 to 30/9/21	1/10/21 to 31/3/22					
29	PSA Oxygen Generator Plant	-	1,03,500.00	23,62,500.00	-	24,66,000.00	15.0%	15,525.00	22,73,287.00
							7.5%	1,77,188.00	
30	Sanitary Destroyer Machine	10,133.00	-	-	-	10,133.00	15.0%	1,520.00	8,613.00
31	Solar PV Project	-	-	1,80,74,065.90	-	1,80,74,065.90	7.5%	13,55,555.00	1,67,18,510.90
32	Steam Cleaner Machine	-	-	1,45,696.00	-	1,45,696.00	7.5%	10,927.00	1,34,769.00
33	Tornado-I Control Unit	-	3,47,200.00	-	-	3,47,200.00	15.0%	52,080.00	2,95,120.00
34	Water Filtration Plant A/c	4,24,081.00	-	-	-	4,24,081.00	15.0%	63,612.00	3,60,469.00
35	Xerox Machine	1,42,984.79	-	3,79,500.00	42,372.88	4,80,111.91	15.0%	15,092.00	4,36,556.91
							7.5%	28,463.00	
	(H)	3,24,62,699.35	11,99,199.00	2,55,00,819.08	42,372.88	5,91,20,344.55		88,34,648.00	5,02,85,696.55

IX Vehicles

1	Force Traveller - 1 Staffbus 3350 -MH08A0782	6,44,772.00	-	-	-	6,44,772.00	15.0%	96,716.00	5,48,056.00
2	Force Traveller T1 Staff Bus- MH08AP1794	5,78,091.00	-	-	-	5,78,091.00	15.0%	86,714.00	4,91,377.00
3	Maruti Wagon- R LXI-MH08AN0896	2,50,159.00	-	-	-	2,50,159.00	15.0%	37,524.00	2,12,635.00
4	VW Vento 1.6 MPI (MT) Comfortline	4,71,768.00	-	-	-	4,71,768.00	15.0%	70,765.00	4,01,003.00
	(I)	19,44,790.00	-	-	-	19,44,790.00		2,91,719.00	16,53,071.00

(A + B + C + D + E + F + G + H + I) = (J)		67,40,88,696.99	1,73,13,384.12	5,02,90,920.38	42,372.88	74,16,50,628.61		8,06,45,854.00	66,10,04,774.61
--	--	------------------------	-----------------------	-----------------------	------------------	------------------------	--	-----------------------	------------------------

